

Dr. William Makis, MD, FRCPC
Nuclear Medicine Physician
Alberta Health Services
University of Alberta, Dept of Radiology
5970 Mullen Way, #36560,
Edmonton, AB, T6R 0T4
Email: makisw79@yahoo.com

February 6, 2023

Honourable Danielle Smith	Honourable Jason Copping	Dr. John Cowell
Premier of Alberta	Minister of Health	Official Administrator of AHS
307 Legislature Building	423 Legislature Building	Seventh St Plaza, 14 th Floor
10800 - 97 Avenue NW	10800 – 97 Avenue NW	10030 – 107 St NW (North Tower)
Edmonton, Alberta, T5K 2B6	Edmonton, Alberta, T5K 2B6	Edmonton, Alberta, T5J 3E4

Re: Excess deaths in Alberta, Canada since the rollout of COVID-19 vaccines

I am an Alberta physician living in Edmonton and under contract with Alberta Health Services since 2013. I have a 4-year HBS degree in Immunology from University of Toronto, an MD from McGill University and a 5-year specialization in Nuclear Medicine Radiology and Oncology from McGill. I am also a Cancer Researcher with over 100 medical publications and discoveries, published in peer-reviewed international medical journals spanning three continents.

I have been deeply concerned about the distribution of experimental COVID-19 vaccines in Alberta's healthy adult and pediatric populations who were at minimal risk from severe illness, hospitalization or death due to SARS-CoV-2. This COVID-19 vaccine rollout was medically unwarranted and unsound, reckless, undertaken without any risk/benefit assessment, and executed without adequate and proper informed consent. As of January 30, 2023: 82.6% of Albertans have had at least one COVID-19 vaccine dose, 78.1% had 2 doses, 41.1% had 3 doses and 23.4% had 4 doses (**Tab 1**).

Since the first COVID-19 vaccine was administered on December 15, 2020, excess mortality has skyrocketed, not just in Alberta but throughout Canada. On February 2, 2023, CBC News reported that Alberta had "*roughly 10,000 excess deaths since 2020 and COVID doesn't explain it all*" (**Tab 2**). Statistics Canada reports 5185 excess deaths in Alberta in 2021 and 6259 excess deaths in 2022. On July 6, 2022, CTV News reported that the number one cause of death in Alberta in 2021 was "unknown causes" with 3362 deaths, compared to 522 deaths in 2019 (**Tab 3**). It is my theory, based on my medical training and experience, that the majority of 2021 and 2022 non-COVID-19 excess deaths and a significant (albeit unknown) portion of the alleged COVID-19 deaths, were the result of adverse reactions to COVID-19 vaccines. There is extensive data to support this theory.

On June 3, 2021, the Alberta provincial government began publicly releasing data on "*vaccine outcomes*" which showed a concerning pattern of hospitalizations and deaths following COVID-19 vaccination, which worsened significantly as 2021 progressed (**Tab 4**).

This data showed that vaccinated individuals had elevated risk of hospitalization and death from COVID-19 in the first 14 days following 1st dose vaccination, but also faced additional risks at 90 days and 180 days after their 2nd vaccine dose. By January 2022, the data clearly showed that COVID-19 vaccines were causing severe immune system damage in many of those who had taken their 2nd vaccine dose, with maximum damage occurring at approximately 5 to 7 months (150 to 210 days) after their 2nd dose.

Furthermore, many COVID-19 vaccinated Albertans who died shortly after vaccination were incorrectly and improperly classified by Alberta health authorities as “unvaccinated”. Independent researcher Joel Smalley reported this in his substack on January 13, 2022 titled “*Alberta just inadvertently confessed to fiddling the COVID vaccination stats – more than half the newly vaccinated deaths were dumped in the unvaccinated.*” (**Tab 5**). The following day, on January 14, 2022, Alberta government censored and stopped publishing vaccine outcome data (time from 1st dose and 2nd dose immunization to COVID-19 diagnosis – cases, hospitalizations and deaths). It was never released again.

Alberta government continued to publish other data on its website under “*vaccine outcomes*”, such as the COVID-19 case rate per 100,000 population by vaccination status, which showed that starting on December 20, 2021, the double vaccinated took the lead with the highest COVID-19 case rate of any group of Albertans, including the unvaccinated. This data also showed that three COVID-19 vaccine doses appeared to provide relatively minor protection against COVID-19 infection compared to 0, 1 or 2 doses, and this “protection” was very short lived and disappeared by January 31, 2022 (**Tab 6**).

By mid-February 2022, the triple vaccinated took the lead with the highest COVID-19 case rate of any group (including the unvaccinated), confirming that immune system damage was even more severe following 3 COVID-19 vaccine doses than with 2 doses. On March 23, 2022, just as the triple vaccinated case rate started to rise again into a new wave of COVID-19 infections, the Alberta government censored and stopped publishing this data (COVID-19 case rate by vaccination status). It was never released again.

Alberta government continued to publish COVID-19 hospitalization data by vaccination status from August 16, 2021 until July 20, 2022. At that point, 38.4% of Albertans were triple vaccinated but they disproportionately made up 50% of COVID-19 hospitalizations, 39% of ICU admissions and 63% of deaths. The vaccinated overall made up 81% of all COVID-19 hospitalizations, 69% of ICU admissions and 83% of deaths (**Tab 7**). This was clear evidence of COVID-19 vaccine induced immune system damage in the vaccinated, which was most severe in the triple vaccinated. On July 22, 2022, Alberta government deleted the “*vaccine outcomes*” section of its website, and censored and stopped publishing this data (COVID-19 hospitalizations by vaccination status). It was never released again.

British Columbia government data also showed evidence of COVID-19 vaccine induced immune system damage in the triple vaccinated. As of July 16, 2022, the triple vaccinated who comprised 52% of the population, disproportionately made up 67% of COVID-19 hospitalizations, 62% of ICU admissions and 77% of all deaths. The vaccinated overall made up 87% of all COVID-19 hospitalizations, 81% of ICU admissions and 89% of deaths. On July 28, 2022, the BC government stopped reporting outcomes by vaccination status on its COVID-19 Surveillance Dashboard as “the data had become hard to interpret” (**Tab 8**).

One of Canada’s most COVID-19 vaccinated adult populations - actively practicing doctors, has been suffering from soaring excess mortality since the rollout of COVID-19 vaccines and subsequent workplace vaccine mandates (in Alberta, an unscientific and unethical COVID-19 vaccine mandate was unilaterally imposed on 105,000 Alberta healthcare workers by AHS CEO Dr.Verna Yiu, in October 2021).

Based on best available data, in 2019 440 Canadian doctors died, in 2020 528 died, in 2021 603 died, and in 2022 665 died, for an overall mortality increase of 51%. Doctors under age 50 are dying at 100% higher rate in 2022 compared to 2019-2020 (24 deaths in 2022 vs 12.5 deaths/year in 2019-2020), doctors under age 40 are dying at 360% higher rate in 2022 (9 deaths in 2022 vs 2.5 deaths/year in 2019-2020) and doctors under age 30 are dying at 1000% higher rate in 2022 (5 deaths in 2022 vs. 0.5 deaths/year in 2019-2020).

On October 15, 2022, I sent a letter to the Canadian Medical Association ("CMA"), asking them to use their platform to publicly call for the halting of all COVID-19 vaccine mandates in Canadian healthcare and to initiate Investigations into the sudden and unexpected deaths of over 80 actively practicing Canadian doctors (including Alberta doctors) since the rollout of COVID-19 vaccines (**Tab 9**). CMA has failed or refused to respond to date. This is particularly shocking given that the current CMA President is Dr. Alike Lafontaine, who is an Alberta anesthesiologist and who has been deliberately ignoring the sudden deaths of his own Alberta physician colleagues. Furthermore, I have been publicly attacked by University of Alberta Law Professor Timothy Caulfield, who has been actively spreading disinformation about the sudden and unexpected deaths of Canadian doctors in the Toronto Star, Global News and on Twitter.

Recently, I reported on the increase in sudden deaths of Canadian children ages 2-19, with 34 children dying suddenly in the two month period from November 1, 2022 to December 31, 2022. This has been ignored by Alberta health authorities and Alberta's mainstream media, but has been reported by Bright Light News, Canadians for Truth and Laura-Lynn Tyler Thompson. Many of these children were athletes who played hockey, basketball, baseball, football, soccer or gymnastics and who were required to be COVID-19 mRNA vaccinated in order to access sports facilities in 2021 and 2022. In Alberta, hockey players Eric Hommersham (age 13) and Slade Smith (age 7) died suddenly with no investigation from Alberta's health authorities. In London, Ontario, following the sudden deaths of its students Spencer Cornelis (age 20) and Megha Thakur (age 21), Western University rescinded its COVID-19 vaccine mandate.

The rapid worsening of excess deaths, sudden deaths of unknown cause and COVID-19 vaccine injuries is a public health emergency in Alberta that must be addressed now and cannot wait until the upcoming election is completed. We are long past due for an immediate suspension and investigation of all healthcare executives and leaders who were in charge of the COVID-19 vaccine rollout, who were involved in data tampering, data fraud and data censorship during the pandemic, depriving millions of Albertans of crucial information, who implemented catastrophic COVID-19 vaccine mandates, and who abused and persecuted Alberta doctors, nurses and other healthcare workers who raised concerns about COVID-19 vaccine injuries and sudden deaths. This includes Chief Medical Officer of Health Dr. Deena Hinshaw and her Deputies Dr. Jing Hu and Dr. Rosana Salvaterra, AHS leaders Dr. Verna Yiu and Dr. Francois Belanger, AHS COVID-19 Scientific Advisory Group leaders Dr. Mark Joffe (current CMOH who replaced Dr. Hinshaw), Dr. Braden Manns & Dr. Lynora Saxinger, Alberta Minister of Health Honourable Tyler Shandro's entire staff, CPSA leaders Dr. Scott McLeod & Dr. Michael Caffaro, AMA Presidents Dr. Paul Boucher & Dr. Vesta Michelle Warren, CMA President Dr. Alike Lafontaine, just to name a few. Albertans deserve accountability & justice.

Thank you,



Dr. Viliam Makis MD, FRCPC

TAB 1

[← Cases in Alberta](#)
[☰ Table of contents](#)

COVID-19 Alberta statistics

Interactive aggregate data on COVID-19 cases in Alberta



COVID-19 data included in the interactive data application are up-to-date as of end of day January 30, 2023, unless stated otherwise.

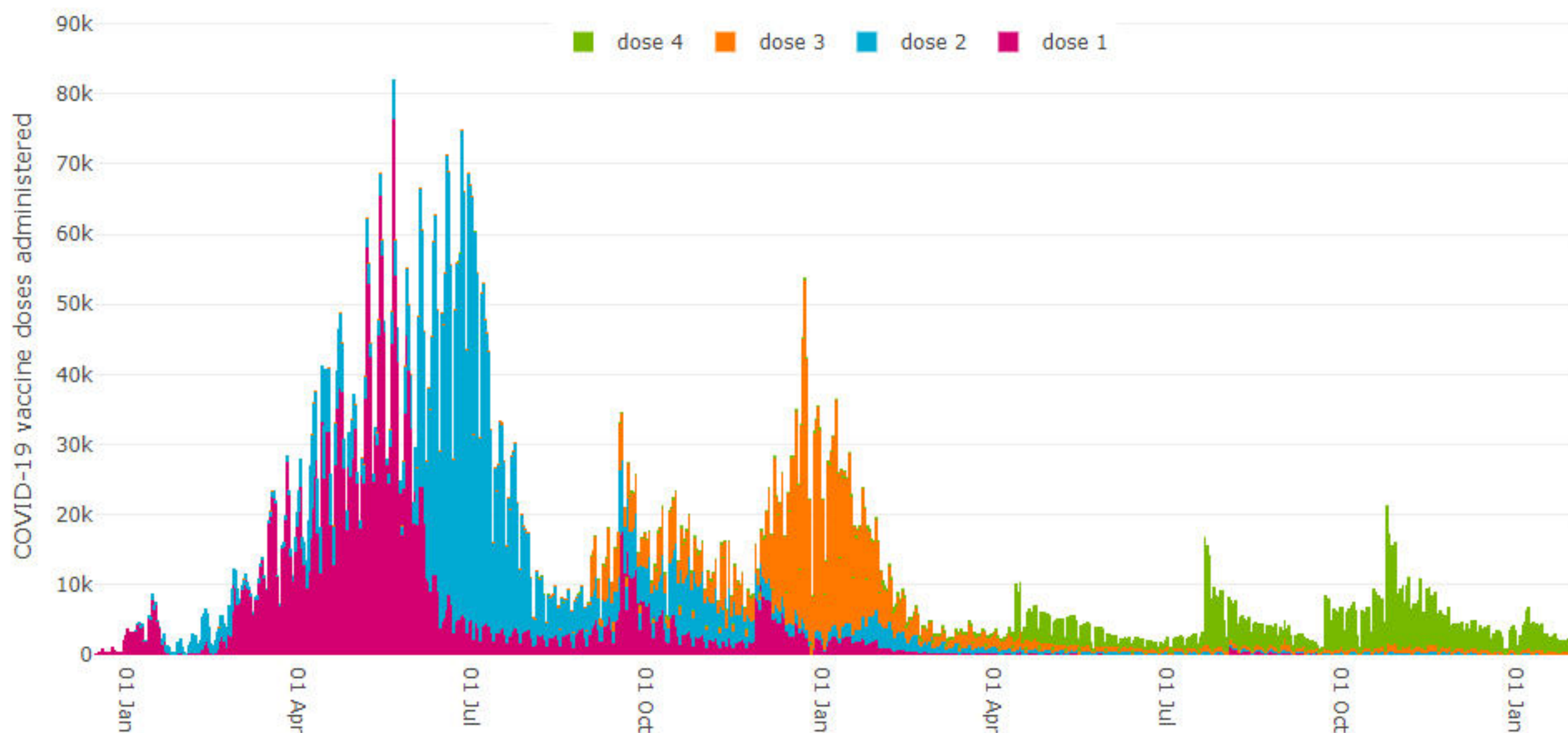
[View Alberta seasonal influenza statistics](#)

[Highlights](#)
[Total Cases](#)
[Characteristics](#)
[Vaccinations](#)
[Vaccine Effectiveness](#)
[Outbreaks](#)
[Severe Outcomes](#)
[Geospatial](#)
[Laboratory Testing](#)
[Variants of Concern](#)
[Wastewater surveillance](#)
[Data Export](#)
[Data Notes](#)

Vaccination data are up-to-date as of end of day January 30, 2023

Vaccination data are up-to-date as of end of day January 30, 2023

- **9,949,142** doses of COVID-19 vaccine have been administered in Alberta
- **91** percent of 12+ population with 1 dose (**82.6%** total population)
- **87.6** percent of 12+ population with 2 doses (**78.3%** total population)

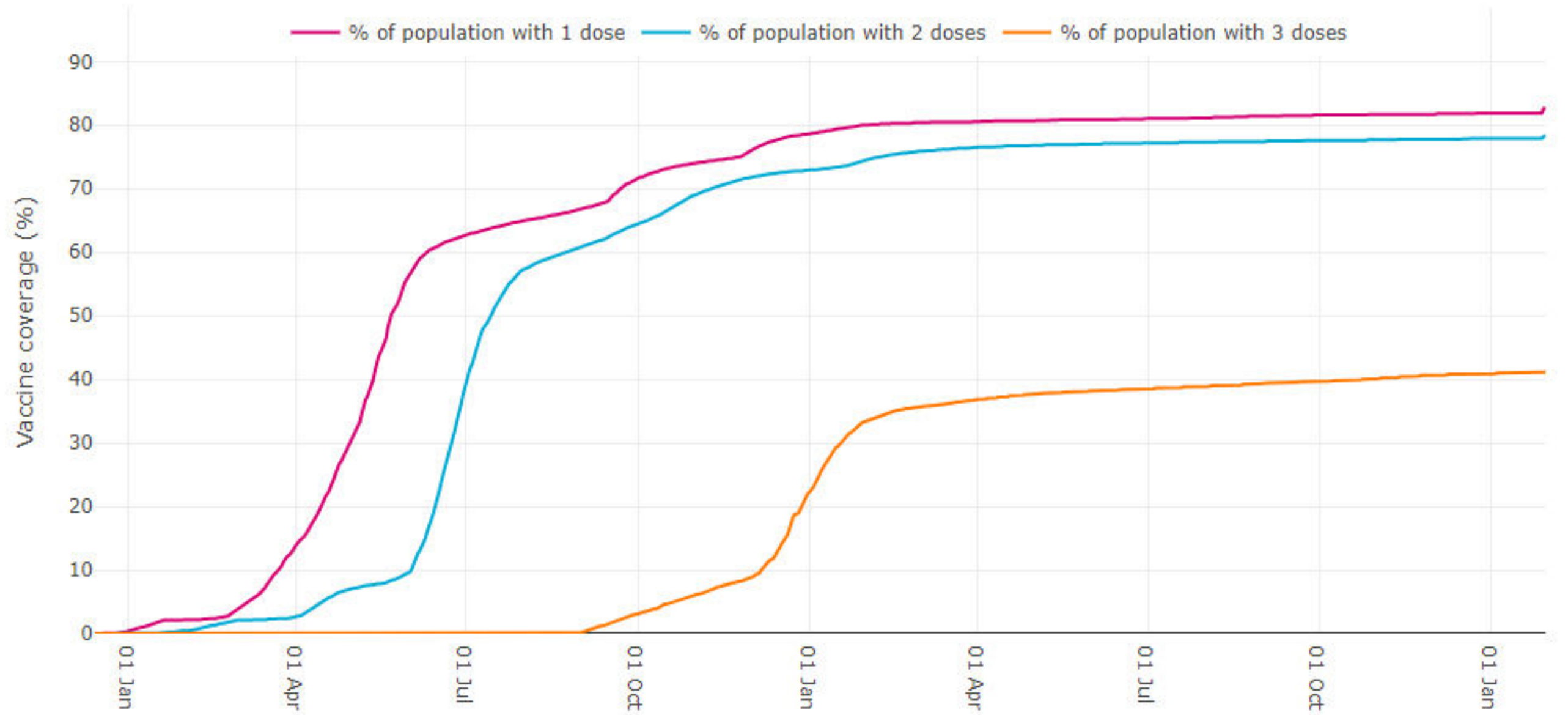


Number of COVID-19 vaccine doses administered by dose and day**

Table 1. Breakdown of COVID-19 vaccine doses administered by provider.

	Dose 1	Dose 2	Dose 3	Dose 4	Total administered
Alberta Health Services	1,926,346	1,671,039	436,118	128,409	4,161,912
Pharmacies	1,601,674	1,669,741	1,337,232	889,192	5,497,839
Other	119,933	107,073	43,597	18,788	289,391
Total	3,647,953	3,447,853	1,816,947	1,036,389	9,949,142

Note: Other includes submissions from First Nations communities and online submissions from other providers (e.g. physician clinics).



Cumulative percent of individuals who received one dose, two doses and three doses by day in Alberta

Table 2. Summary of COVID-19 vaccine doses administered and vaccine coverage by age group

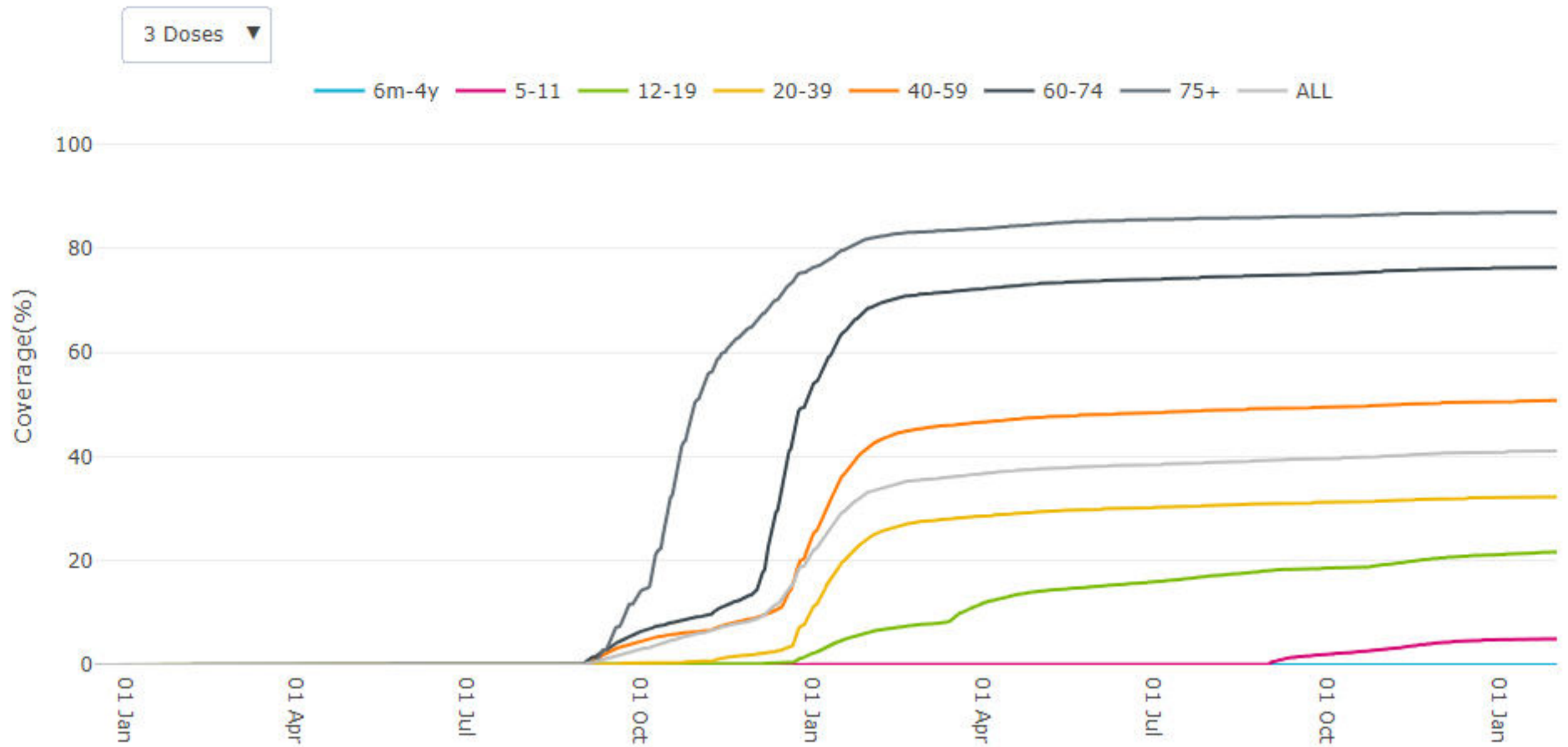
Age group	Population	1 dose	% of population with 1 dose	2 doses	% of population with 2 doses	3 doses	% of population with 3 doses	4 doses	Total administered
6m-11m	25,704	1,179	4.6	376	1.5	0	0.0	0	1,576
01-04	217,106	19,954	9.2	9,998	4.6	9	0.0	0	30,166
05-11	391,068	204,139	52.2	153,311	39.2	19,496	5.0	44	376,990
12-14	162,409	144,518	89.0	140,573	86.6	28,104	17.3	4,366	317,557
15-19	256,523	225,538	87.9	215,153	83.9	62,656	24.4	13,043	516,150
20-24	276,617	241,761	87.4	227,453	82.2	77,456	28.0	17,336	563,383
25-29	313,935	264,787	84.3	250,105	79.7	91,156	29.0	23,713	628,918
30-34	355,845	303,736	85.4	289,739	81.4	117,172	32.9	36,627	746,098
35-39	358,781	316,035	88.1	304,586	84.9	136,371	38.0	45,612	801,364
40-44	319,435	286,595	89.7	279,247	87.4	140,101	43.9	47,962	752,787
45-49	288,414	259,155	89.9	252,430	87.5	138,193	47.9	51,508	700,367
50-54	266,416	244,340	91.7	238,244	89.4	145,078	54.5	62,937	689,840
55-59	284,174	257,097	90.5	248,819	87.6	164,629	57.9	83,821	753,735
60-64	264,112	251,081	95.1	244,160	92.4	180,941	68.5	119,363	795,096
65-69	209,854	206,232	98.3	202,313	96.4	168,033	80.1	133,841	710,145
70-74	157,684	155,867	98.8	155,257	98.5	133,714	84.8	139,168	583,850
75-79	103,069	99,444	96.5	98,286	95.4	91,482	88.8	110,895	400,013

Table 2. Summary of COVID-19 vaccine doses administered and vaccine coverage by age group

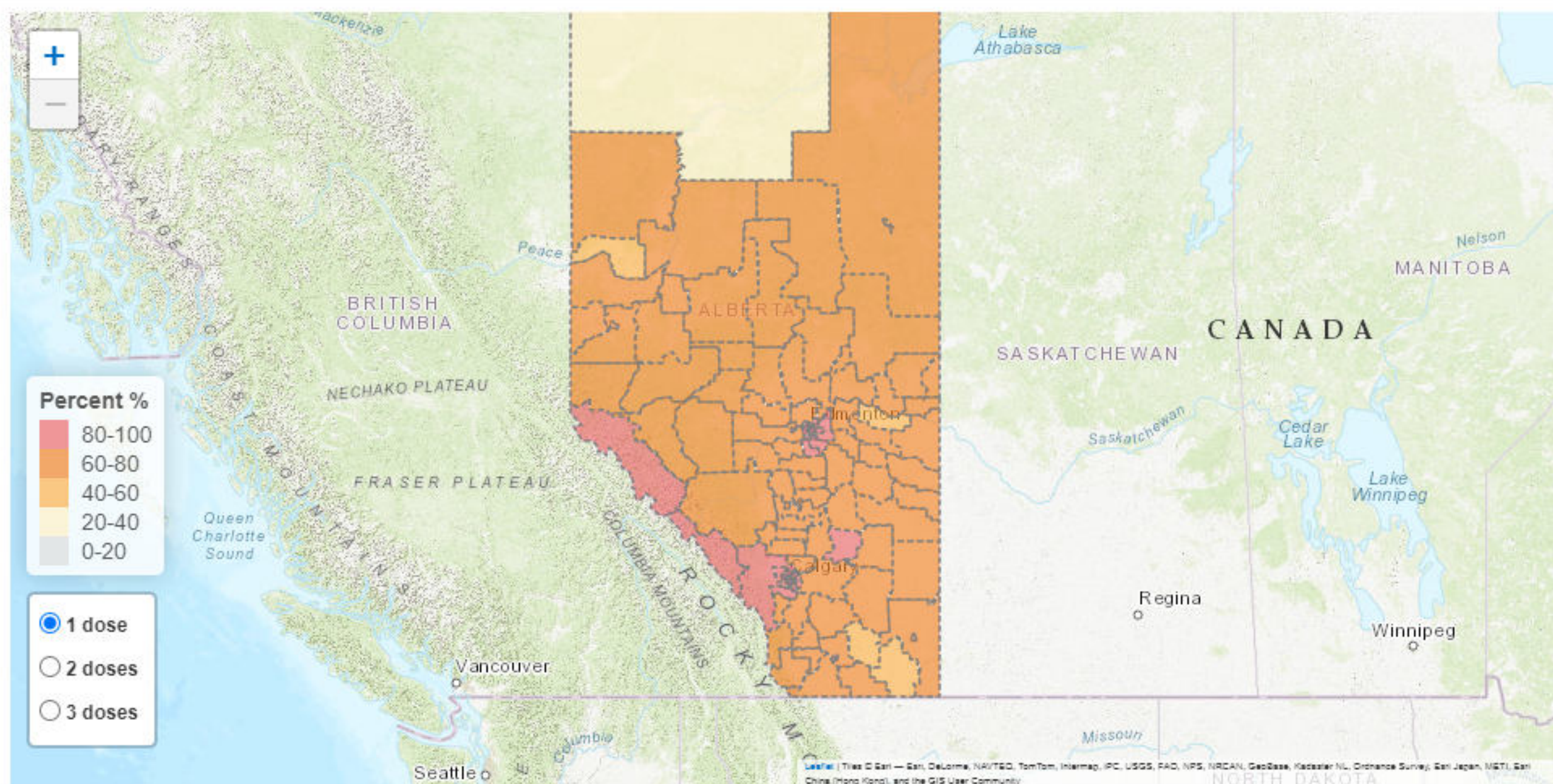
Age group	Population	1 dose	% of population with 1 dose	2 doses	% of population with 2 doses	3 doses	% of population with 3 doses	4 doses	Total administered
80-84	68,592	65,240	95.1	64,470	94.0	59,000	86.0	71,392	260,085
85-89	44,279	41,435	93.6	40,931	92.4	37,357	84.4	44,591	164,300
90+	27,903	26,200	93.9	25,910	92.9	24,360	87.3	30,147	106,612
Unknown	0	32,241	0.0	14,276	0.0	1,722	0.0	32	48,268
18+	3,442,298	3,143,422	91.3	3,023,600	87.8	1,739,979	50.5	1,025,489	8,923,934
12+	3,758,041	3,421,302	91.0	3,291,952	87.6	1,797,525	47.8	1,036,354	9,538,568
5+	4,149,109	3,625,441	87.4	3,445,263	83.0	1,817,021	43.8	1,036,398	9,915,558
ALL	4,416,692	3,647,953	82.6	3,456,098	78.3	1,817,031	41.1	1,036,398	9,949,142

Note 1: individuals who received a first dose in one age category may cross into another age category for a second or third dose.

Note 2: The age group 5-11 year olds includes those who received the Pfizer-BioNTech Comirnaty pediatric COVID-19 vaccine and those who were eligible to receive the Pfizer-BioNTech Comirnaty COVID-19 vaccine because they were 11 but would turn 12 in 2021.



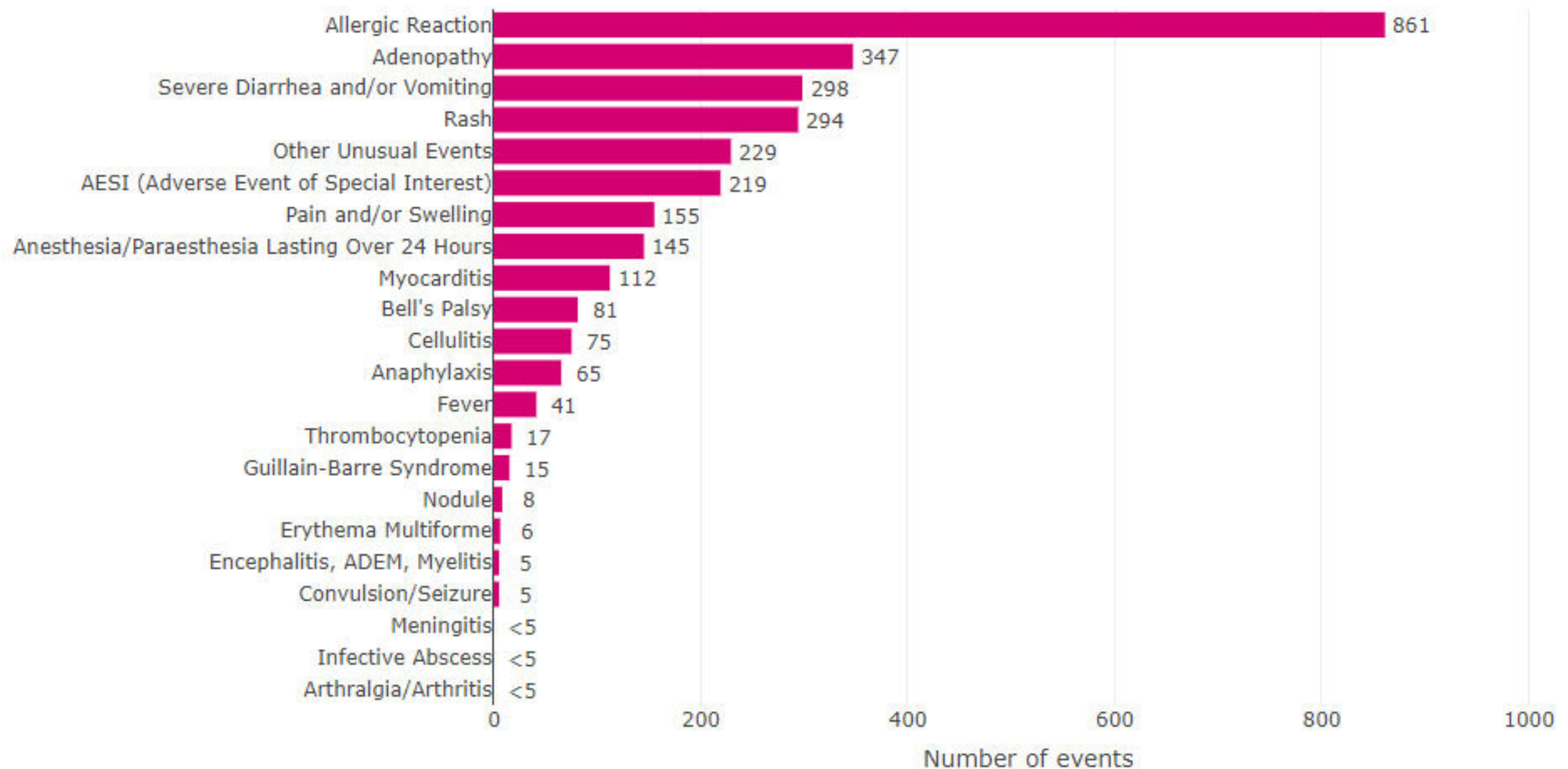
Vaccine coverage by day, dose and age group in Alberta



Vaccine coverage rate by local geographic area**

“Geographies can be displayed by Alberta local geographic area (LGA). Individuals without a postal code or incorrect postal codes are not included. The colour categories for each LGA are based on the percent of the population (all ages) vaccinated. Vaccine uptake rates for the Vermilion River County LGA are underestimated as the Saskatchewan Health Authority provides public health services to all residents of Lloydminster.

- **2,851** adverse events following immunization (AEFI) have been reported to Alberta Health. This represents **2,743** people, and **2,984** symptoms.
- There have been **7,210** vaccine refusals and **10,439** contraindications to receiving the vaccine



Number of adverse events following immunization (AEFI) by condition reported in Alberta

Note: Information is collected on individuals and reported to Alberta Health when an AEFI is confirmed. One AEFI report can have multiple events associated with it.

Table 3. Number of adverse events following immunization (AEFI) by age group reported in Alberta

Age group	AEFIs (n)	Percent of doses administered (%)	Rate (per 100,000 doses administered)	Total doses administered
6m-11m	1	0.063	63.5	1,576
01-04	8	0.027	26.5	30,166
05-11	52	0.014	13.8	376,990
12-14	62	0.020	19.5	317,557
15-19	125	0.024	24.2	516,150
20-24	156	0.028	27.7	563,383
25-29	181	0.029	28.8	628,918
30-34	288	0.039	38.6	746,098
35-39	268	0.033	33.4	801,364
40-44	336	0.045	44.6	752,787
45-49	266	0.038	38.0	700,367
50-54	236	0.034	34.2	689,840
55-59	246	0.033	32.6	753,735
60-64	224	0.028	28.2	795,096
65-69	137	0.019	19.3	710,145
70-74	122	0.021	20.9	583,850
75-79	64	0.016	16.0	400,013
80-84	30	0.012	11.5	260,085

85-89	29	0.018	17.7	164,300
90+	16	0.015	15.0	106,612
Unknown	4	0.000	0.0	0
All	2,851	0.029	28.7	9,949,142

Note: The age group 5-11 year olds includes those who received the Pfizer-BioNTech Comirnaty pediatric COVID-19 vaccine and those who were eligible to receive the Pfizer-BioNTech Comirnaty COVID-19 vaccine because they were 11 but would turn 12 in 2021.

Table 4. Number of adverse events following immunization (AEFI) by vaccine name reported in Alberta

Vaccine name	AEFIs (n)	Rate (per 100,000 doses)	Doses
AstraZeneca	219	69.6	314,799
Janssen	7	80.7	8,673
Moderna	748	36.0	2,075,082
Novavax	5	168.1	2,975
Pfizer/BioNTech	1,875	25.0	7,502,298
All	2,854	28.7	9,949,142

Note: One AEFI report can be temporally associated with multiple vaccines on the same immunization date and multiple adverse event types. One AEFI report also can be temporally associated with same vaccine on different immunization date.

85-89	29	0.018	17.7	164,300
90+	16	0.015	15.0	106,612
Unknown	4	0.000	0.0	0
All	2,851	0.029	28.7	9,949,142

Note: The age group 5-11 year olds includes those who received the Pfizer-BioNTech Comirnaty pediatric COVID-19 vaccine and those who were eligible to receive the Pfizer-BioNTech Comirnaty COVID-19 vaccine because they were 11 but would turn 12 in 2021.

Table 4. Number of adverse events following immunization (AEFI) by vaccine name reported in Alberta

Vaccine name	AEFIs (n)	Rate (per 100,000 doses)	Doses
AstraZeneca	219	69.6	314,799
Janssen	7	80.7	8,673
Moderna	748	36.0	2,075,082
Novavax	5	168.1	2,975
Pfizer/BioNTech	1,875	25.0	7,502,298
All	2,854	28.7	9,949,142

Note: One AEFI report can be temporally associated with multiple vaccines on the same immunization date and multiple adverse event types. One AEFI report also can be temporally associated with same vaccine on different immunization date.

TAB 2

Calgary

Alberta has seen roughly 10,000 'excess' deaths since 2020, and COVID doesn't explain it all

COVID underreporting, health-system overcapacity, alcohol and poison drugs blamed

[Rob Easton](#) · CBC News · Posted: Feb 02, 2023 11:48 AM MST | Last Updated: February 2



The number of deaths in excess of what would be expected throughout the pandemic is double the number of deaths specifically attributed to COVID-19. (Wendy Martinez/CBC)

The number of Albertans who died over the last three years was significantly higher than what would be considered normal for that stretch of time, and not all of that increase is attributed to COVID-19 deaths, according to new data from Statistics Canada.

[Weekly death estimates](#) from the federal agency show there were 9,821 extra deaths over the course of the pandemic, from early 2020 to the first week of November 2022. That is, close to 10,000 more people died than what would normally be expected for the same time period. Researchers call this number [excess deaths](#).

The official count of COVID deaths suggests the disease is responsible for a large proportion of excess deaths. Alberta Health data shows 5,277 people died of COVID-19 between January 2020 and early November 2022.

But experts say COVID-19 numbers miss the true loss of life that has occurred since 2020. They point to a variety of potential factors for the other deaths, including [the province's toxic drugs crisis](#) and an under-pressure medical system.

Others argue Alberta is undercounting COVID-19 deaths.

But regardless of how the deaths are counted, it's important to know what's happening so as to better address the root issues, according to a Calgary doctor who has spent countless hours with COVID patients.

"We get into semantics of dying with COVID, or dying of COVID," said University of Calgary public health researcher Dr. Gabriel Fabreau.

"And really, it's irrelevant from a health-systems perspective, or the health of a population perspective. Many more people are dying that shouldn't be dying."

- **DATA** [How are wait times at your local hospital? Track emergency rooms across Calgary here](#)

Demographers say some excess deaths can be attributed to an aging, growing population. But the last three years saw a significant jump in overall deaths.

Not everyone agrees on the number of excess deaths in the province. There are varying methodologies for calculating this number. Estimates of excess deaths do vary.

Tara Moriarty, an infectious disease researcher and associate professor at the University of Toronto, pegs the number of excess deaths in Alberta at 10,232.

She believes underreporting is one reason for the elevated excess death numbers in most provinces, including Alberta.

In [her latest report](#), Moriarty estimates that Alberta is missing thousands of deaths for the Omicron period (December 2021 to November 2022) of the pandemic.

She estimates the number of cases and deaths based on the infection rate of the population on a given date. That expected case and death ratio is based on jurisdictions with more detailed COVID testing and data sharing such as Quebec and the U.K. — jurisdictions where excess deaths more closely match COVID deaths, she says.

[Alberta defines a COVID death](#) as a person who died of COVID-19 or where the disease was a contributing factor and is confirmed through a lab test prior to death. But deaths in congregate care outbreaks where only a rapid test was done are also reported, according to Alberta Health.

When it is unclear whether COVID caused or contributed to a death, it is classified as "unknown" and is reviewed by health officials, including nurses, physicians and, in some cases, the medical examiner.

In [Quebec, the definition](#) includes lab confirmed cases. It also includes cases where someone who had symptoms of COVID dies with no other clinical explanation, after being exposed to a positive case in a close-contact environment, such as living under the same roof. A positive test result is not required in those cases.

According to her reporting, Moriarty says most Canadian provinces have been overemphasizing COVID deaths in the elderly and missing others.

"There is considerably more excess mortality in younger age groups, even after you adjust for toxic drug deaths, which are also themselves probably underreported," Moriarty told CBC News.

Before the arrival of pandemic, Alberta averaged roughly 40 to 75 drug poisonings per month. Once May 2020 arrived, that number dropped below 100 just once and has been as high as 175 deaths per month.

A [separate Alberta study](#), based on weekly death estimates, looked at excess deaths between March 2020 and December 2021. It found nearly 55 per cent of the deaths were attributed to COVID-19. But it also observed an additional quarter of excess deaths were associated with drug poisoning.

"Although older adults are more likely to die of COVID-19, a massive increase in non-COVID-19-related mortality was observed among younger people," it said.

A spokesperson for Alberta Health Minister Jason Copping said the excess death figures are not a result from underreporting.

In a statement, the spokesperson added the department is confident in the province's reporting of COVID deaths. It cites alcohol and drugs — particularly opioids — an aging population and a greater demand on the health-care system as reasons for the rise.

"The pandemic led to major deferrals of care between 2020 and 2022, which is also contributing to increased patient acuity that could be impacting excess death rate numbers," the statement said.

James Talbot, a former chief medical officer of health for Alberta, says underreporting could be one possible explanation for the excess deaths, adding the province records only test-positive deaths.

"So people who died at home, or in the ambulance, or in emergency before they could be tested, would be listed as excess deaths," he wrote in an email to CBC News.

But Talbot believes delays in getting medical attention for other conditions, toxic drugs and the overwhelmed medical system could also be causes.

Fabreau, the U of C public health researcher, agreed the strained health-care system is affecting patient outcomes.

He says a lot of research shows that over-capacity health services cause additional mortality, whether it's elevated ambulance or ER wait times, or reduced nurse staffing in hospital wards.

- [Lack of ambulances, staffing shortage among issues in delay to fatal dog attack: report](#)

"This can lead to the dramatic increase in missed cancer diagnoses we have been seeing, which is due to collapse of primary care," he said.

Lack of adequate mental health care can lead to increased overdoses and alcohol-induced hepatitis from a surge in alcohol use during the pandemic, he said.

Fabreau also suggested the social and medical complications brought on by the arrival of the SARS-CoV-2 virus have led to the escalated deaths.

"There's a long litany of serious complications that come with COVID," he said.

"Strokes, heart attacks, blood clots, organ failures — those are mortality, those are deaths and morbidity that are probably not being captured as COVID but certainly are adding to the increase mortality burden."

Misinformation fills the void

When it comes to accounting for excess deaths, researchers like Moriarty believe it's critical information for the health system and citizens to have.

She said much of this data is available from the Canadian Institute for Health Information (CIHI) and Statistics Canada, but the delays in reporting from many provinces make painting a provincial or national picture difficult.

Fabreau agrees.

"When data are not made available or data are difficult to access, we've learned that in the daily age of misinformation [that] we'll fill in the gaps with garbage and confuse a population and make it harder for people to understand what's happening," he said.

Some reports of excess death numbers in other countries, like the [United Kingdom](#) and the [United States](#), have fuelled false claims online that vaccines are to blame.

Fabreau, who is leading a national study on COVID vaccinations, says there's no evidence vaccination raises the risk of death, according to his reading of the literature.

- [COVID-19 misinformation cost at least 2,800 lives and \\$300M, new report says](#)

"If anything, it is the exact opposite — it dramatically reduces your risk of death and serious illness," he said. "And I've seen way too many people die of COVID."

Almost [97 million doses of COVID-19 vaccine](#) have been administered to date in Canada, and nearly 32 million Canadians have been vaccinated.

[Health Canada data](#) shows that of 400 post-vaccination deaths reported to the agency, its investigation determined/found only four were "consistent with causal association to immunization." [One of those deaths](#) occurred in Alberta.

More than [50,000 deaths have been associated with COVID-19](#) in Canada.

Fabreau says Alberta could, without too much work, provide more detailed and comprehensive data on hospital wait times, ambulance reporting and wait times, hospital capacity and major and minor surgical wait times, without jeopardizing patient privacy.

"We pay for these health systems," he said. "So we should have access to the data about them, and I think that improves accountability and it improves trust."

[CBC's Journalistic Standards and Practices](#) | [About CBC News](#)

[Corrections and clarifications](#) | [Submit a news tip](#) | [Report error](#) ▼

Popular Now in News

1 **Ottawa withdraws controversial amendments to firearms law**

1372 reading now

2 **Frustrated Vancouver Canucks fan gets the last laugh in his obituary**

508 reading now

3 **Chinese balloon seen over U.S. was for weather research, Beijing says**

TAB 3



Statistics
Canada

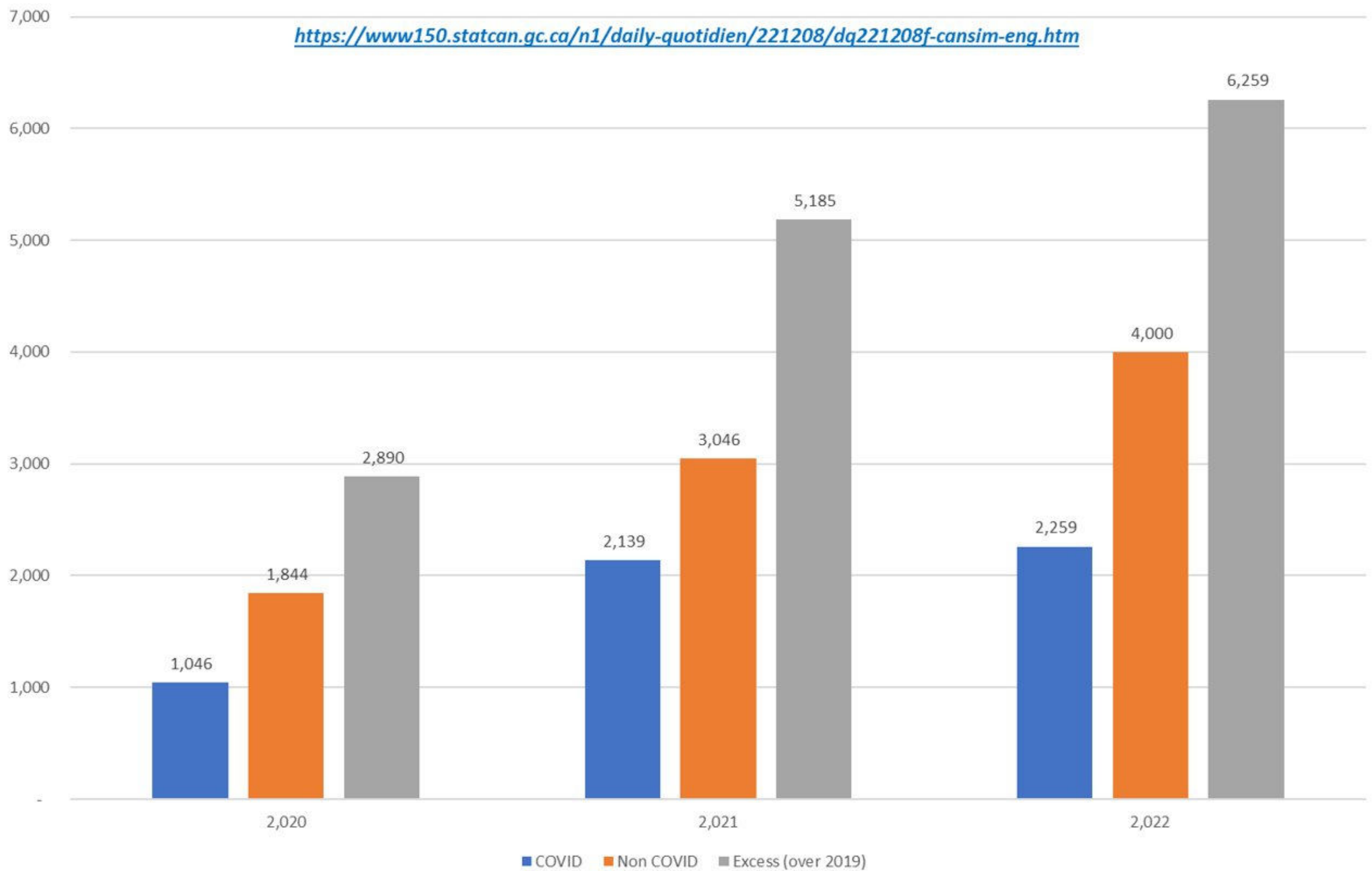
Statistique
Canada

Alberta Excess Deaths (Over 2019 baseline)

2022 Projected after Week 45



<https://www150.statcan.gc.ca/n1/daily-quotidien/221208/dq221208f-cansim-eng.htm>

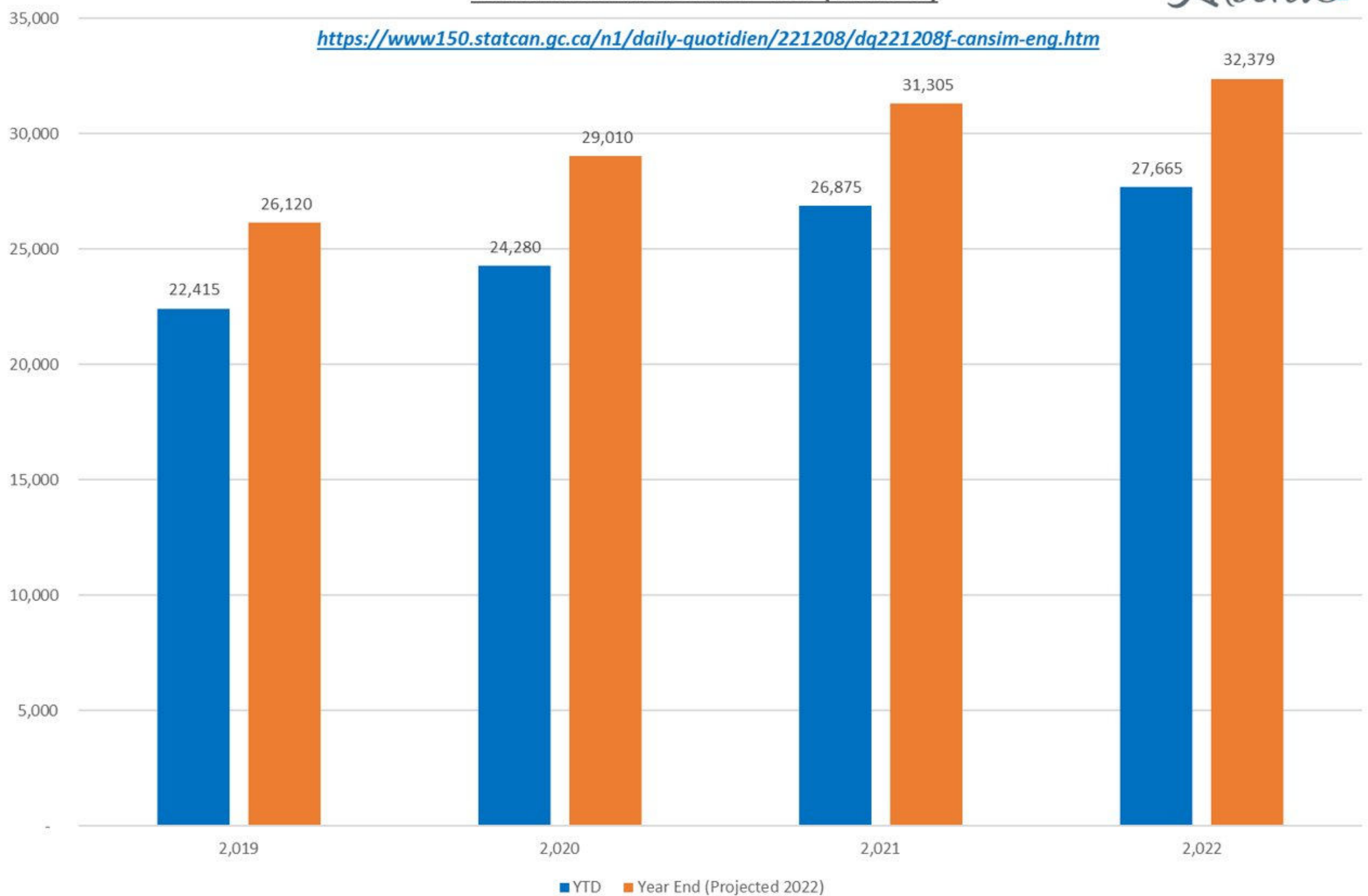


Statistics
Canada

Statistique
Canada

Alberta All Cause Deaths - YTD (Week 45)

<https://www150.statcan.gc.ca/n1/daily-quotidien/221208/dq221208f-cansim-eng.htm>





Karen Dickson

Follow @KarenAnnDickson

Jan 22 · 6 tweets · 4 min read

Maybe Scrolly?



Bookmark

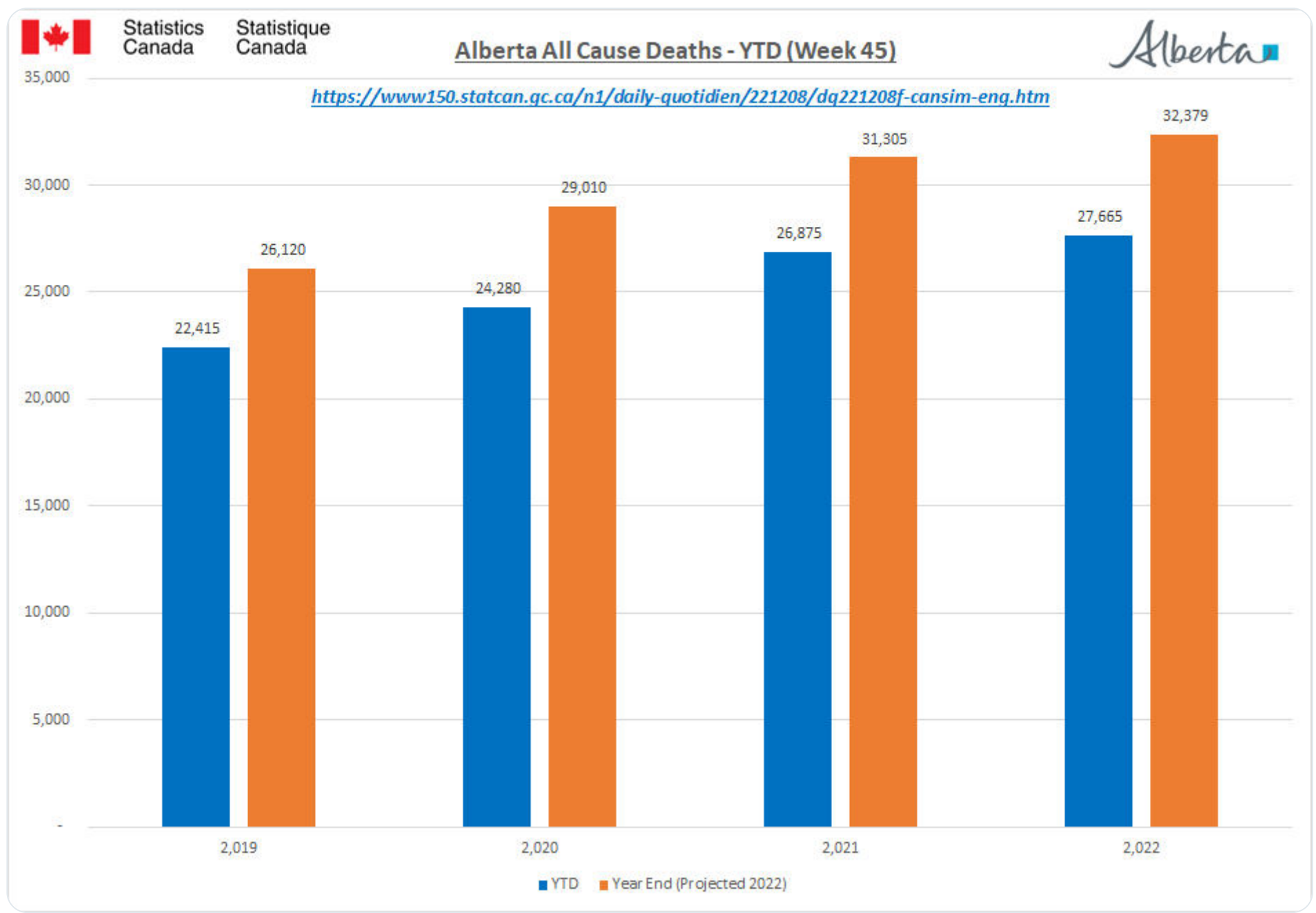
Save as PDF

+ My Authors

Alberta Data from Stats Canada (Up to Week 45)
www150.statcan.gc.ca/n1/daily-quoti...

2022 a record high for All Cause Mortality.
Increased significantly in 2021 and 2022.

The last two months are the worst for deaths.
2022 looks grim.
By week 45 it is already worse than 2019 year end.
1/5



<https://www150.statcan.gc.ca/n1/daily-quotidien/221208/dq221208f-cansim-eng.htm>

Alberta Data from Stats Canada (Up to Week 45)

Follow Us on Twitter!

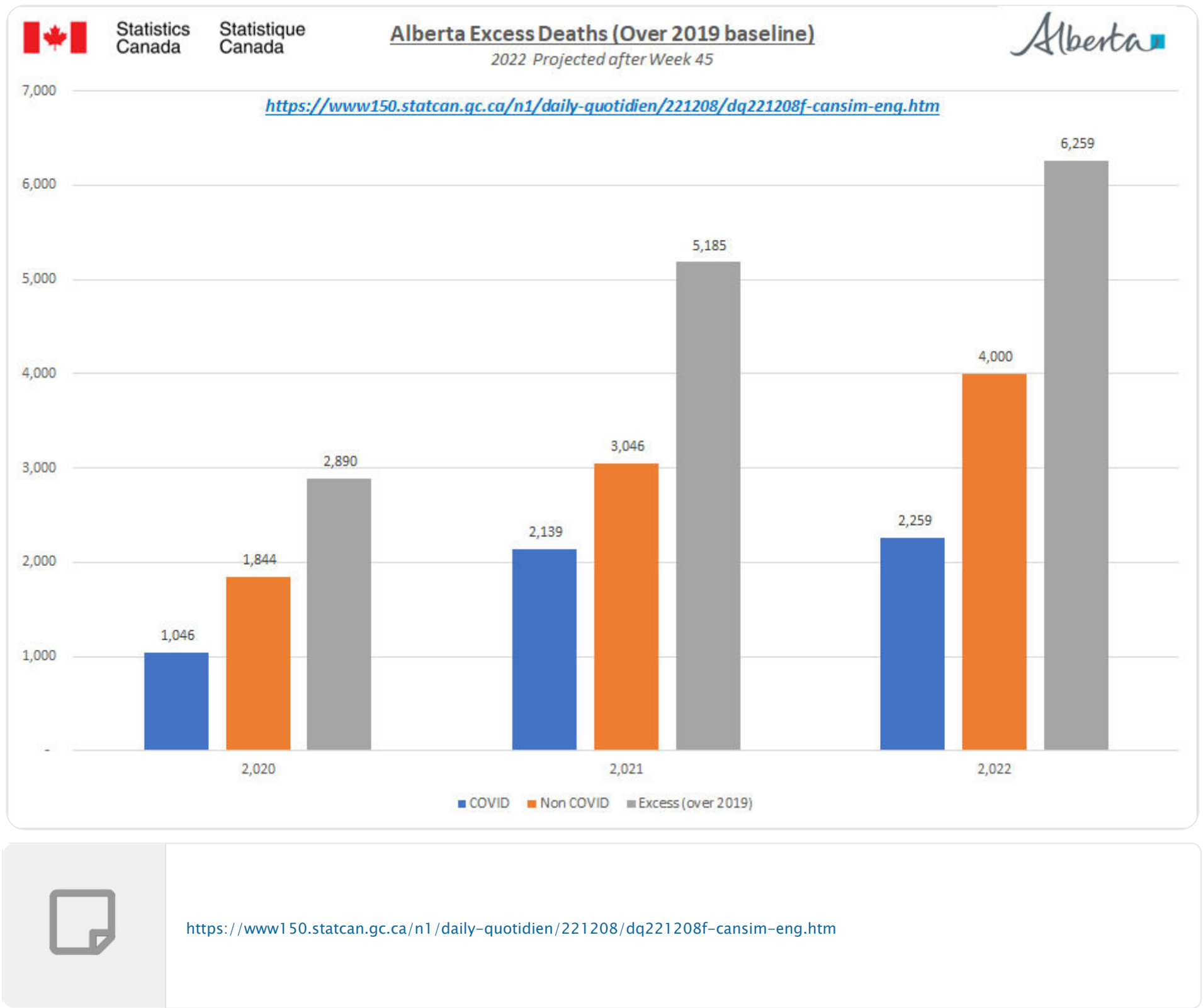
Tweet

Share

Alberta is showing a projected 4,000 excess deaths in 2022 OVER AND ABOVE the reported COVID deaths that were already the highest of 2020-2022.

THIS NEEDS INVESTIGATING NOW!

2/5



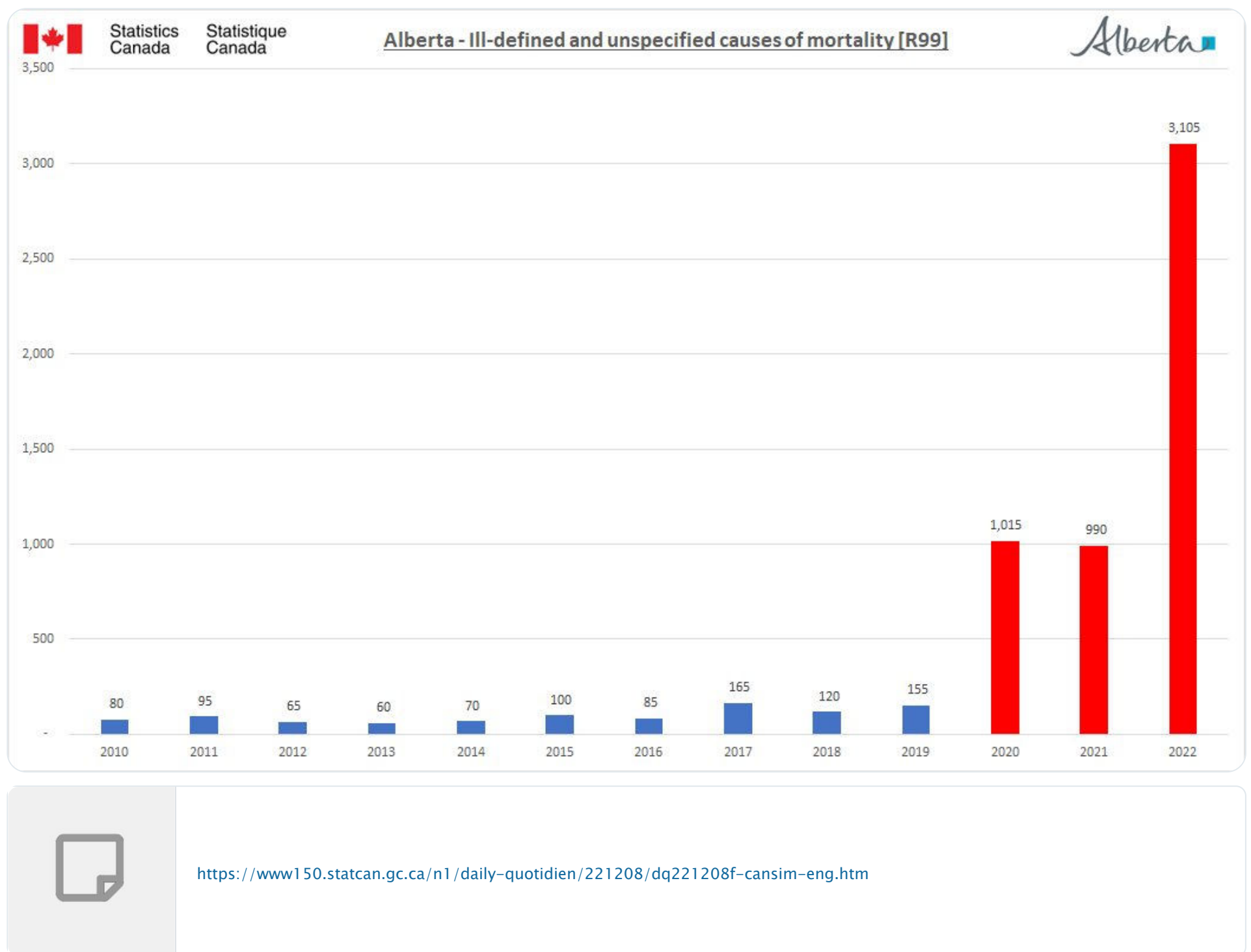
Alberta Data from Stats Canada (Up to Week 45)

www150.statcan.gc.ca/n1/daily-quoti...

"Ill Defined And Unspecified" - One aspect of "Unknown Cause" at an all time high in 2022.

THIS NEEDS INVESTIGATING NOW!

3/5



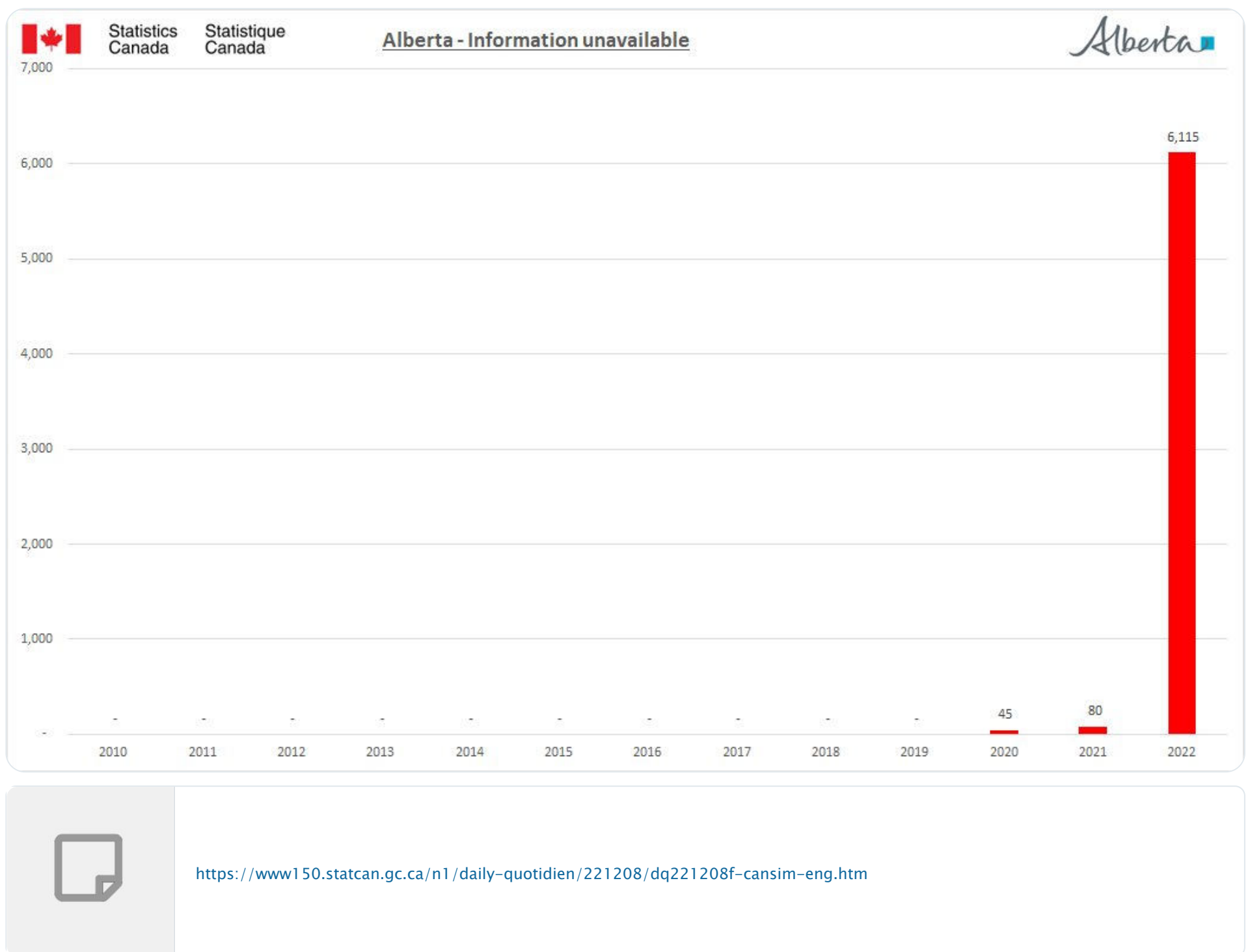
Alberta Data from Stats Canada (Up to Week 45)

[www150.statcan.gc.ca/n1/daily-quoti...](https://www150.statcan.gc.ca/n1/daily-quotidien/221208/dq221208f-cansim-eng.htm)

Add in "Information Unavailable" and things get ridiculous. Another aspect of "Unknown Cause" at an all time high in 2022.

THIS NEEDS INVESTIGATING NOW!

4/5



Now for the kicker.

We have been told there were NO INFLUENZA DEATHS IN ALBERTA from 2020 until the current flu season (with 96 reported deaths this season)

alberta.ca/stats/influenz...

However, Stats Canada report;

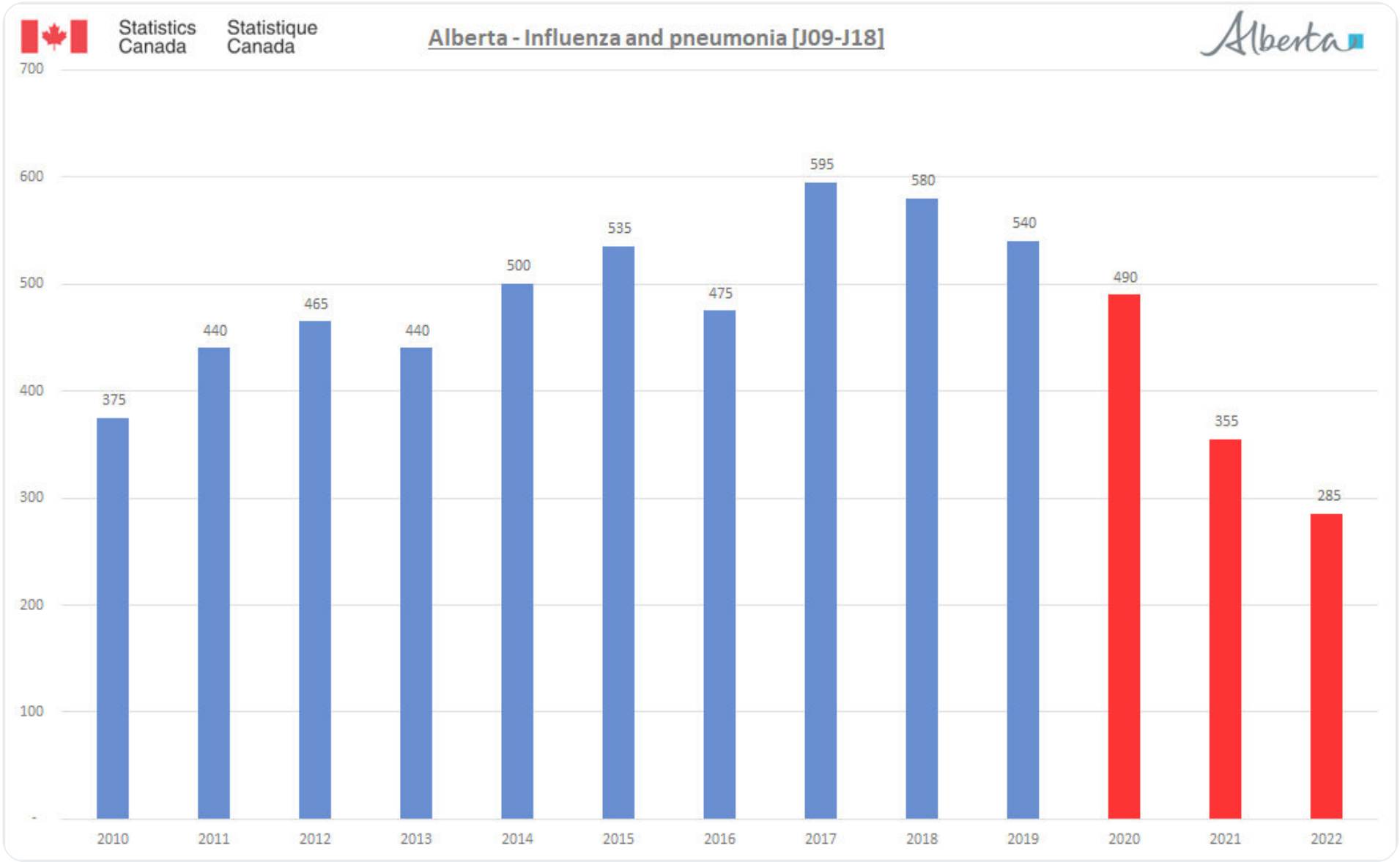
2020 = 490

2021 = 355

2022 = 285

THIS NEEDS INVESTIGATING NOW!

5/5



Alberta influenza statistics
Interactive aggregate data on seasonal influenza cases in Alberta
<https://www.alberta.ca/stats/influenza/influenza-statistics.htm>

@mentions

unroll


...


Missing some Tweet in this thread? You can try to [force a refresh](#)

 Tweet

 Share


 Email


 Keep Current with [Karen Dickson](#)




Stay in touch and get notified when new unrolls are available from this author!


+ Add to "My Authors"

 Read all threads

 This Thread may be Removed Anytime!



Twitter may remove this content at anytime! Save it as PDF for later use!

 Save this thread as PDF

Try unrolling a thread yourself!

1. Follow [@ThreadReaderApp](#) to mention us!

 Follow Us on Twitter!

 Tweet

 Share

CALGARY News

Deaths with unknown causes now Alberta's top killer: province

TOP 10 CAUSES OF DEATH IN 2021

SOURCE: GOVERNMENT OF ALBERTA

- 1) Ill-defined and unknown causes (3,362)
- 2) Dementia (2,135)
- 3) COVID-19 (1,950)
- 4) Chronic ischemic heart disease (1,931)
- 5) Malignant neoplasms of trachea, bronchus and lung (1,552)
- 6) Acute myocardial infarction (1,075)
- 7) Chronic obstructive pulmonary disease (1,028)
- 8) Diabetes mellitus (728)
- 9) Stroke (612)
- 10) Accidental poisoning by and exposure to drugs and other substances (604)



Nicole Di Donato
CTV News Calgary Multimedia
Journalist

Follow | Contact

Updated July 6, 2022 6:40

p.m. MDT

Published July 5, 2022 4:16

p.m. MDT

Share



Alberta is reporting an unprecedented increase in ill-defined and unknown causes of death in 2021.

That category is leading the way over dementia, which has been in the top spot since 2016, and COVID-19, which began adding to the death tally in the province in a big way in 2020.

In 2021, ill-defined and unknown causes of death snagged the first spot with 3,362, up from 1,464 in 2020 and 522 the year before that, according to statistics from the Government of Alberta.

The unknown causes of death category only began appearing on the list in 2019 — there is no record of it ranking before then, dating back to 2001.

RELATED STORIES

- Tracking every case of COVID-19 in Canada
- Coronavirus vaccination tracker: How many people in Canada have received shots?

"I think it's probably multifactorial, so there's probably many things playing into that," said Dr. Daniel Gregson, an associate professor in the Cumming School of Medicine at the University of Calgary, specializing in infectious diseases and microbiology.

Deaths with unknown causes now Alberta's top killer: province

- * Some emergency rooms across Canada shutting down amid staff shortages

- * 3 new cases of monkeypox identified in Alberta

Gregson believes those factors include lack of resources to determine the cause of death in certain cases, delayed access to healthcare services and post-COVID complications.

"We have this impression of surviving COVID and that's the end of it, and that's not necessarily true," he told CTV News.

Gregson points to a large study out of the U.S. that found people who had COVID-19 are at a higher risk of heart disease, stroke, pulmonary embolisms and death compared to those who haven't been infected. The risk is even higher for those who end up in hospital or the ICU with COVID.

"We do expect that there will be deaths that aren't directly related to COVID, but indirectly related to COVID to occur after the diagnosis in patients after the first month of infection," he said.

"One would expect that some of those patients are going to survive the COVID and then die at home from other complications."

Alberta Health and the medical examiner's office said they are looking into the data, but have yet to provide an explanation for the sudden spike in deaths of unknown causes.

Dementia was the second leading cause of death in Alberta in 2021. COVID-19 took the third spot.

COVID-19 deaths increased to 1,950 last year from 1,084 in 2020 when the pandemic began.

"COVID still is quite high up there as we expected. Unfortunately, we haven't been able to actually eliminate COVID deaths in the province, despite our availability of vaccines. So, that's a bit disappointing," Gregson said.

He said stricter restrictions in 2020 helped prevent transmission and kept case numbers low, while in 2021 cases were much higher but vaccine availability helped reduce the number of deaths.

"I think the fact that that number is not in the top spot is essentially a medical miracle in us being able to get out vaccines in less than 18 months to the average person in Canada."

Gregson said while vaccines lower the risk of death, it's still important to be vigilant. He warns there could be another spike in COVID cases in the coming months based on what's happening in other parts of Canada and around the world.

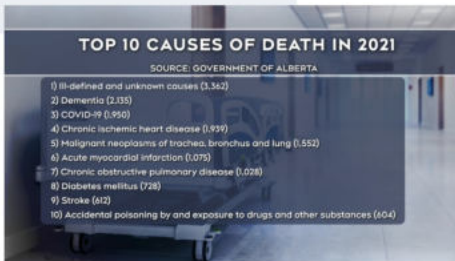
Chronic ischemic heart disease was the fourth leading cause of death in the province in 2021 at 1,939. It was ranked in the top spot from 2001 to 2015.

CALGARY | News

Deaths with unknown causes now Alberta's top killer: province

After that is malignant neoplasms of trachea, bronchus and lung (1,552), acute myocardial infarction (1,075), chronic obstructive pulmonary disease (1,028), diabetes mellitus (728), stroke (612) and accidental poisoning by and exposure to drugs and other substances (604).

RELATED IMAGES



Alberta's top 10 causes of death in 2021, according to the Government of Alberta.

[Report an error](#)[Editorial standards & policies](#)[Why you can trust CTV News](#)

MOST WATCHED

TAB 4

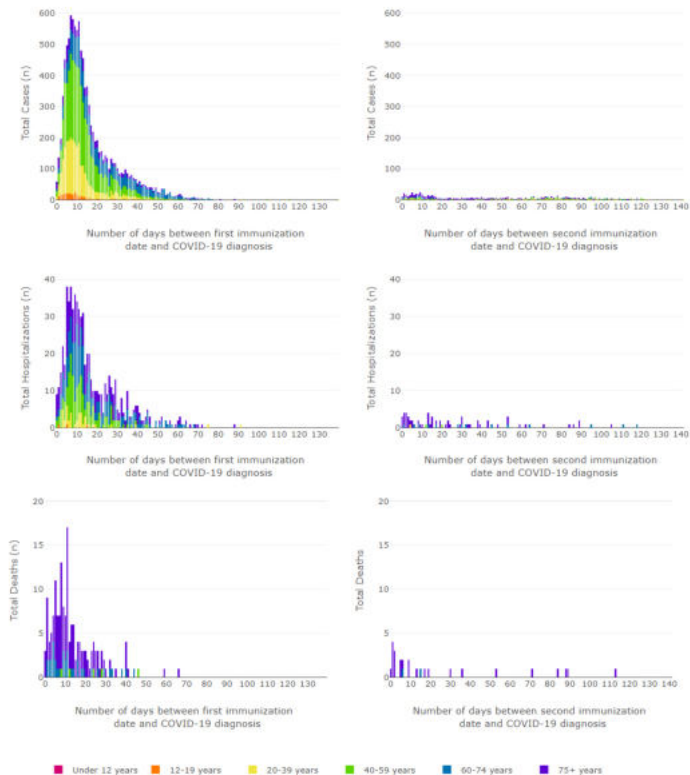


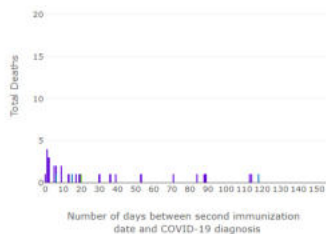
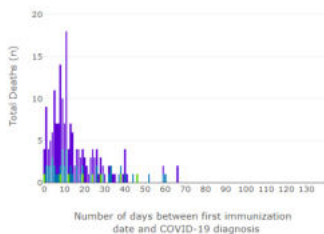
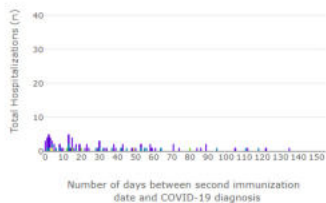
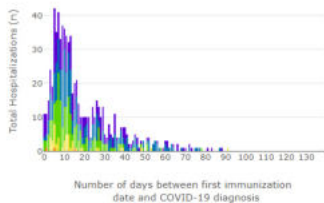
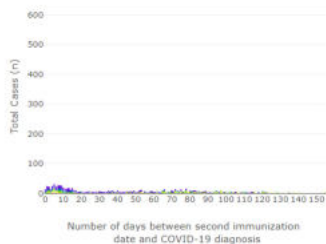
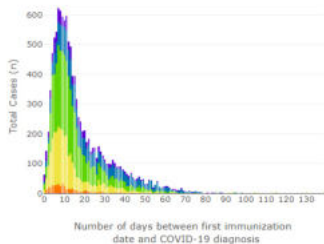
Figure 11: Time from first dose (left) and second dose immunization (right) to COVID-19 diagnosis by age group:

TOP: cases

MIDDLE: of those who became hospitalized

BOTTOM: of those who died from COVID-19

Note: First dose immunization also includes people who became a case prior to their second dose immunization date. COVID-19 hospitalizations reported are not due to immunization events.



■ Under 12 years ■ 12-19 years ■ 20-39 years ■ 40-59 years ■ 60-74 years ■ 75+ years

Figure 11: Time from first dose (left) and second dose immunization (right) to COVID-19 diagnosis by age group:

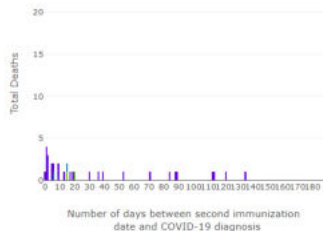
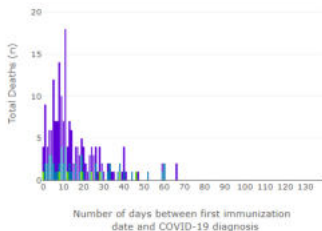
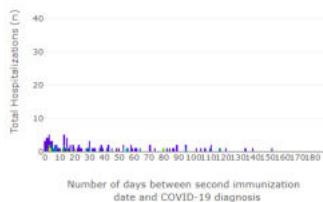
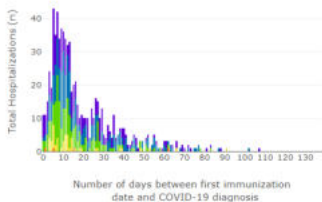
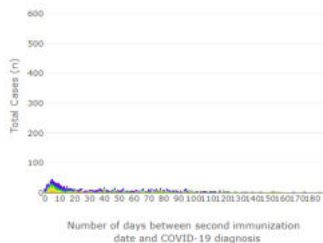
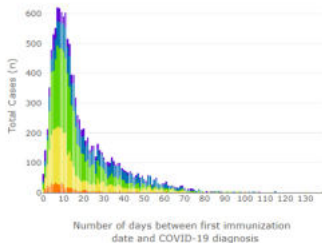
TOP: cases

MIDDLE: of those who became hospitalized

BOTTOM: of those who died from COVID-19

Note: First dose immunization also includes people who became a case prior to their second dose immunization date.

COVID-19 hospitalizations reported are not due to immunization events.



Under 12 years 12-19 years 20-29 years 40-59 years 60-74 years 75+ years

Figure 11: Time from first dose (left) and second dose immunization (right) to COVID-19 diagnosis by age group:

TOP: cases

MIDDLE: of those who became hospitalized

BOTTOM: of those who died from COVID-19

Note: First dose immunization also includes people who became a case prior to their second dose immunization date.

COVID-19 hospitalizations reported are not due to immunization events.

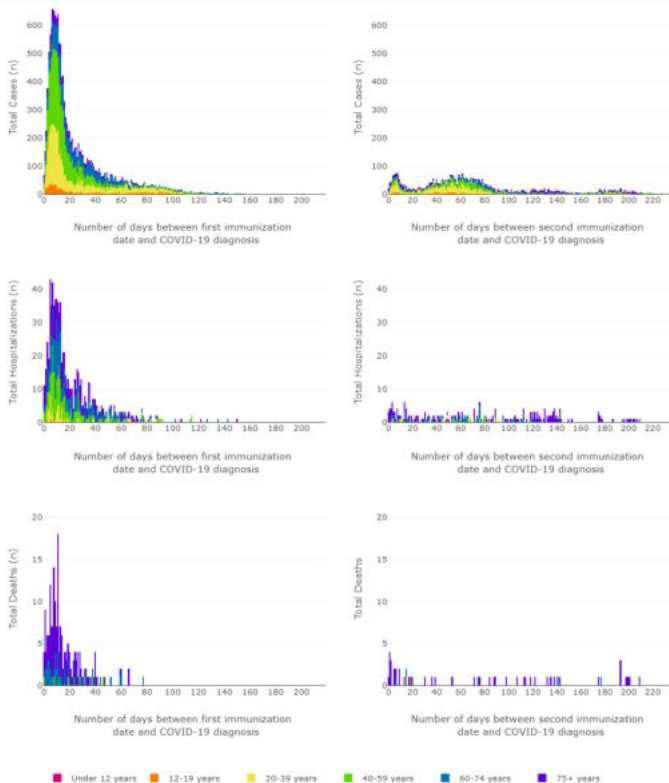


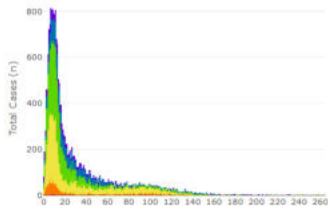
Figure 11: Time from first dose (left) and second dose immunization (right) to COVID-19 diagnosis by age group:
TOP: cases

MIDDLE: of those who became hospitalized

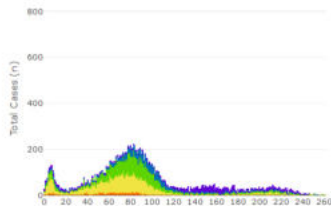
BOTTOM: of those who died from COVID-19

Note: First dose immunization also includes people who became a case prior to their second dose immunization date.

COVID-19 hospitalizations reported are not due to immunization events.



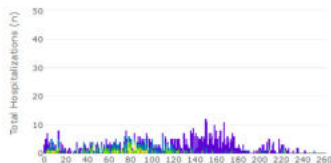
Number of days between first immunization date and COVID-19 diagnosis



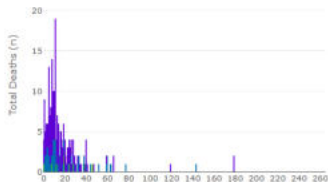
Number of days between second immunization date and COVID-19 diagnosis



Number of days between first immunization date and COVID-19 diagnosis



Number of days between second immunization date and COVID-19 diagnosis



Number of days between first immunization date and COVID-19 diagnosis



Number of days between second immunization date and COVID-19 diagnosis

Under 12 years 12-19 years 20-39 years 40-59 years 60-74 years 75+ years

Figure 11: Time from first dose (left) and second dose immunization (right) to COVID-19 diagnosis by age group:

TOP: cases

MIDDLE: of those who became hospitalized

BOTTOM: of those who died from COVID-19

Note: First dose immunization also includes people who became a case prior to their second dose immunization date.

COVID-19 hospitalizations reported are not due to immunization events.

Table of contents

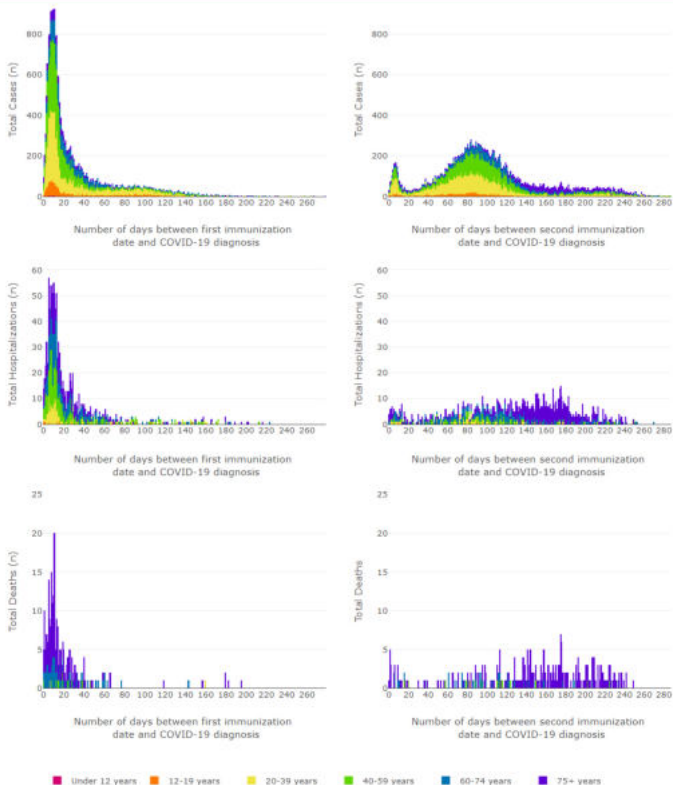


Figure 12: Time from first dose (left) and second dose immunization (right) to COVID-19 diagnosis by age group:

TOP: cases

MIDDLE: of those who became hospitalized

BOTTOM: of those who died from COVID-19

Note: First dose immunization also includes people who became a case prior to their second dose immunization date.

COVID-19 hospitalizations reported are not due to immunization events.

Table of contents

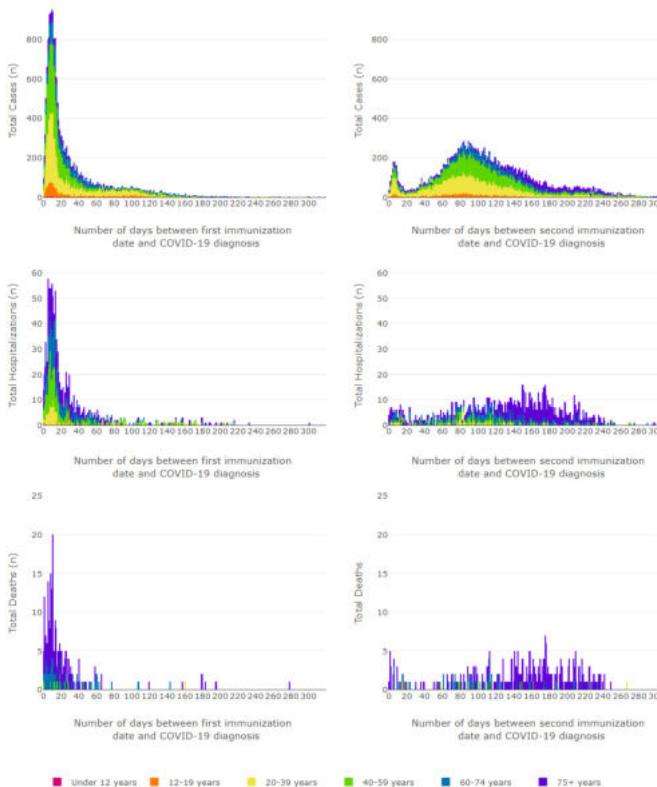


Figure 12: Time from first dose (left) and second dose immunization (right) to COVID-19 diagnosis by age group:

TOP: cases

MIDDLE: of those who became hospitalized

BOTTOM: of those who died from COVID-19

Note: First dose immunization also includes people who became a case prior to their second dose immunization date.

COVID-19 hospitalizations reported are not due to immunization events.

Table of contents

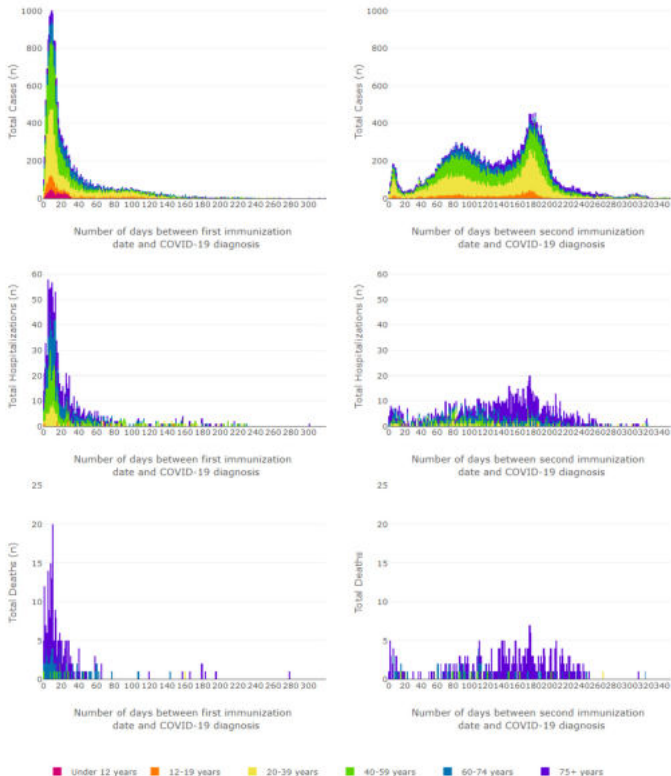


Figure 12: Time from first dose (left) and second dose immunization (right) to COVID-19 diagnosis by age group:

TOP: cases

MIDDLE: of those who became hospitalized

BOTTOM: of those who died from COVID-19

Note: First dose immunization also includes people who became a case prior to their second dose immunization date.

COVID-19 hospitalizations reported are not due to immunization events.

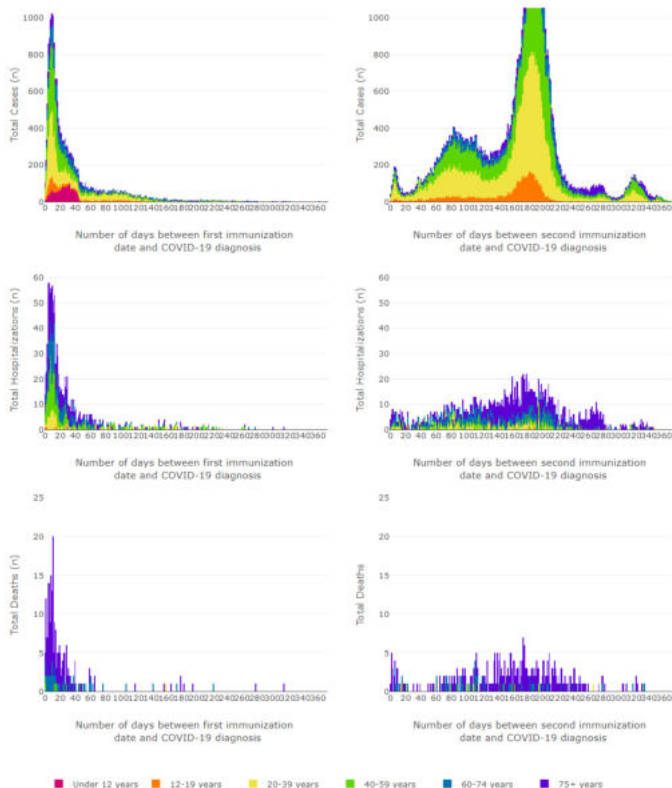


Figure 12: Time from first dose (left) and second dose immunization (right) to COVID-19 diagnosis by age group:
TOP: cases

MIDDLE: of those who became hospitalized

BOTTOM: of those who died from COVID-19

Note: First dose immunization also includes people who became a case prior to their second dose immunization date.

COVID-19 hospitalizations reported are not due to immunization events.

TAB 5

Alberta just inadvertently confessed to fiddling the COVID vaccination stats.

More than half the newly vaccinated deaths were dumped in the unvaccinated.



Joel Smalley ✓
Jan 13, 2022

♡ 498

💬 238



Those who have done the slightest bit of research (really not a dirty word), will know that there is no claim of protection after the first dose of the COVID vaccine.

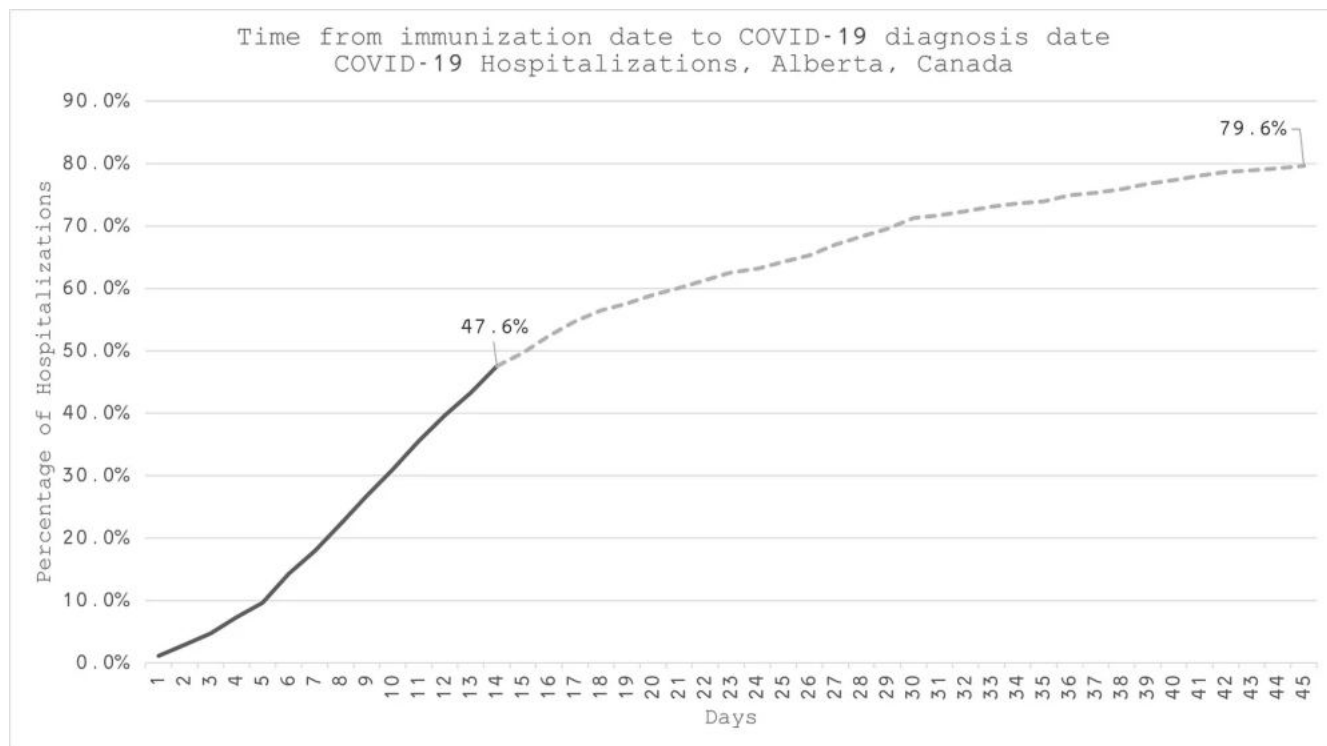
So imagine how you can conflate the vaccine effectiveness stats if you dump all the COVID events (cases, hospitalizations and deaths) that occur subsequent to infection within 14 days of the first dose into the unvaccinated.

Note:

Vaccine status category is based on protection. Doses administered within 14 days prior to a person's COVID-19 diagnosis are not considered protective; as a result, partial or complete vaccination categories only include those identified as cases over 14 days past their first or second immunization date.

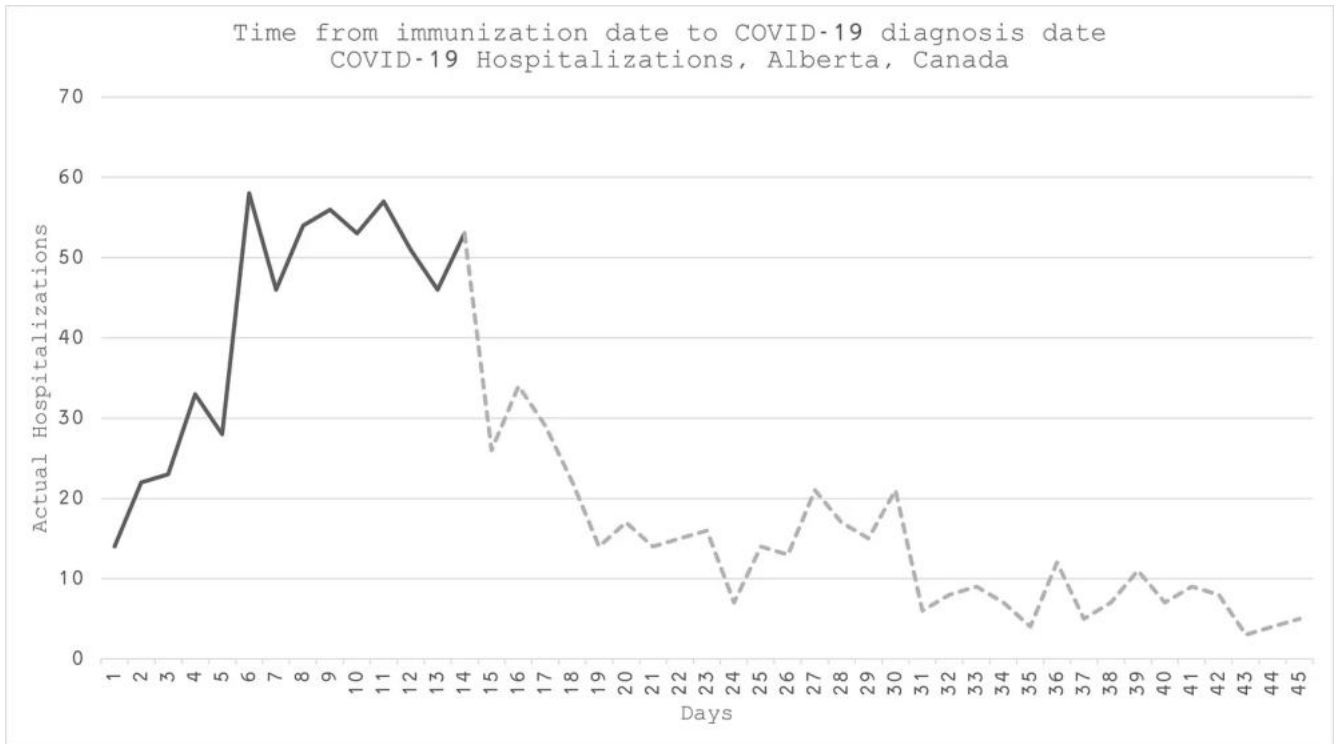
Well, now we know for sure from the data published by the Government of Alberta¹. Like everywhere else in the world they claim very impressive vaccine effectiveness by following the fraudulent standard set by the drug manufacturers in the pantomime clinical trials, i.e. to ignore the adverse outcomes in the first two weeks post administration.

But then they go one better and actually inflate the unvaccinated numbers too. And this is on top of dumping the events within 14 days of dose 2 in the partially vaccinated as well, of course.

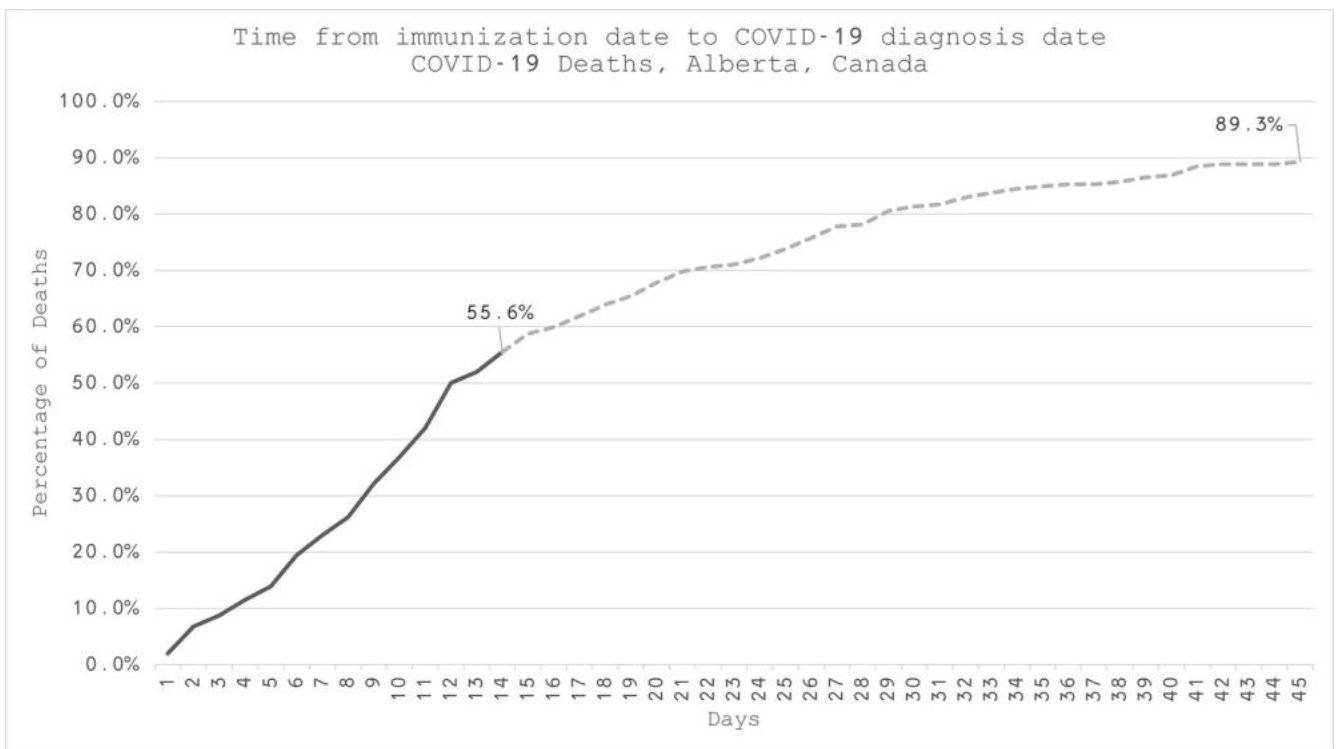


Almost half of all COVID hospitalizations of the newly vaccinated occurred within 14 days which means they were treated as unvaccinated in the stats.

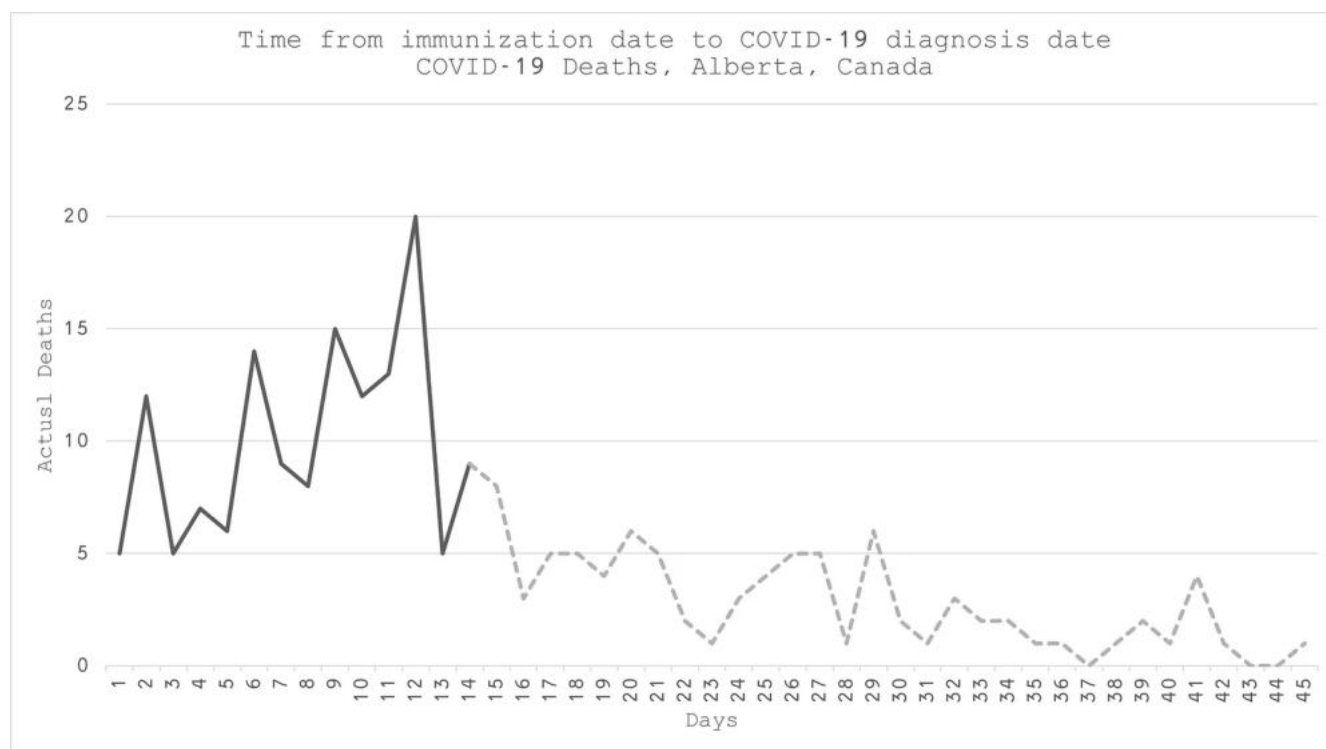
Fortunately, they inadvertently let us in on the magnitude of this duplicity by also publishing the time from dose to infection for each of the events, thereby allowing us to recalculate just how many events in the first 14 days were shifted from the vaccinated to the unvaccinated cohort.



Not only that but almost 80% occurred within 45 days. I'll have to check with my friend, Jessica Rose, who is the expert on time-causality but it looks pretty positive to me.



In terms of deaths, the duplicity is even more severe with almost 56% of deaths of the newly vaccinated occurring within 14 days and almost 90% within 45 days.

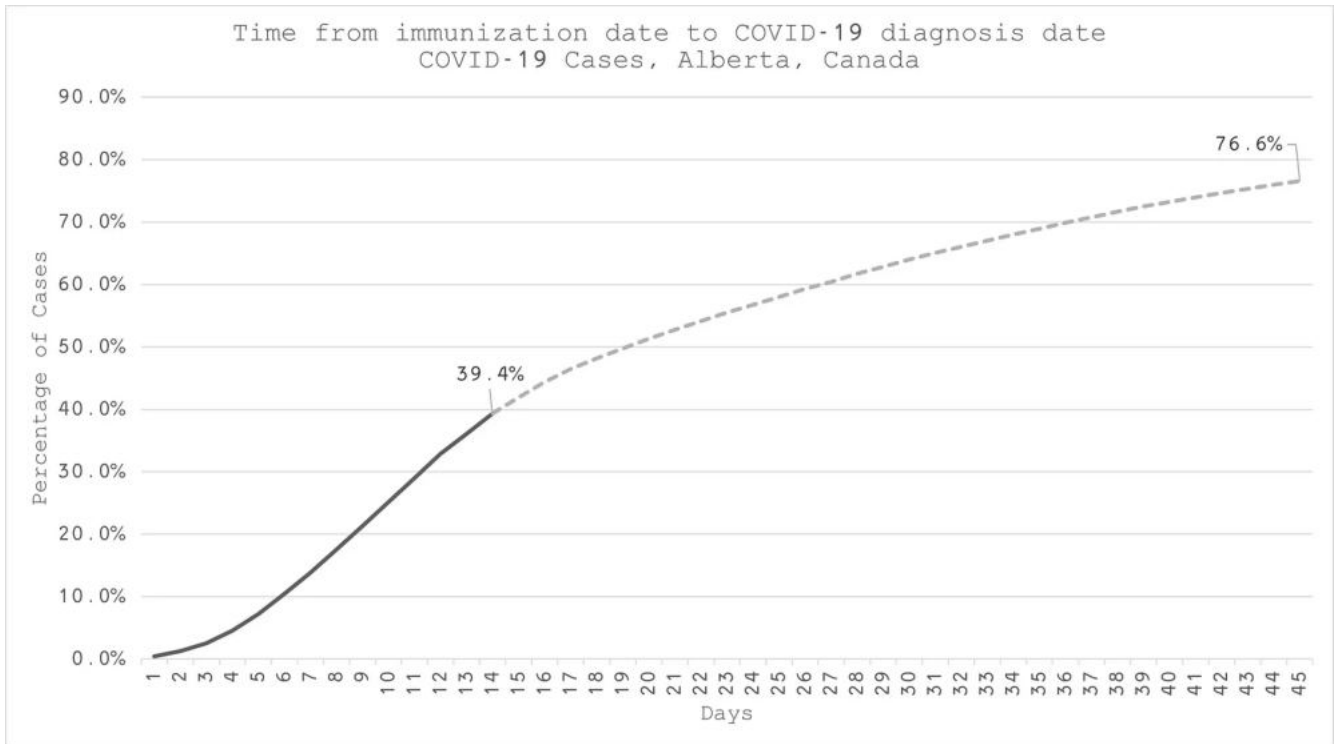


As usual, if you are interested in public health information, you should be very wary of anything that comes from the public health authorities which is then heralded by the propaganda media and their other shills.

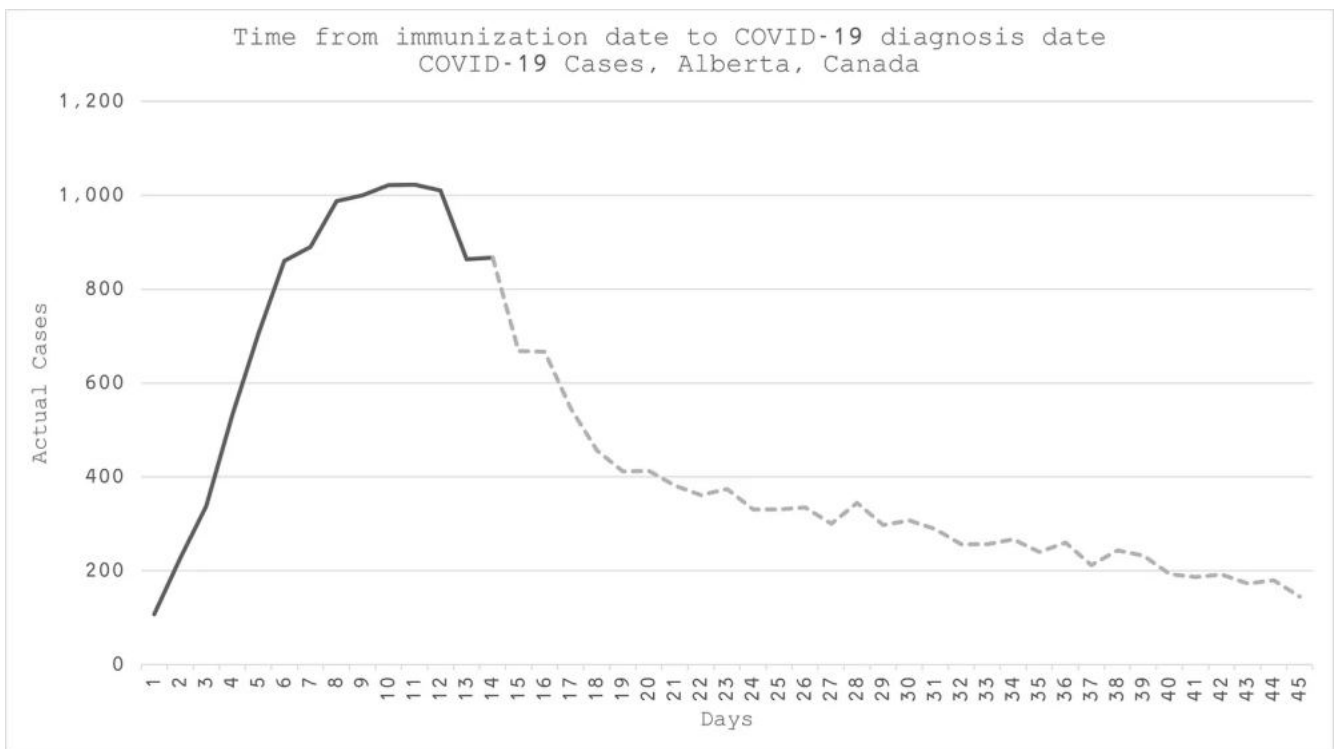
Your life might well depend on it.

Post Script

In reaction to reader comments, I am also including the case data.

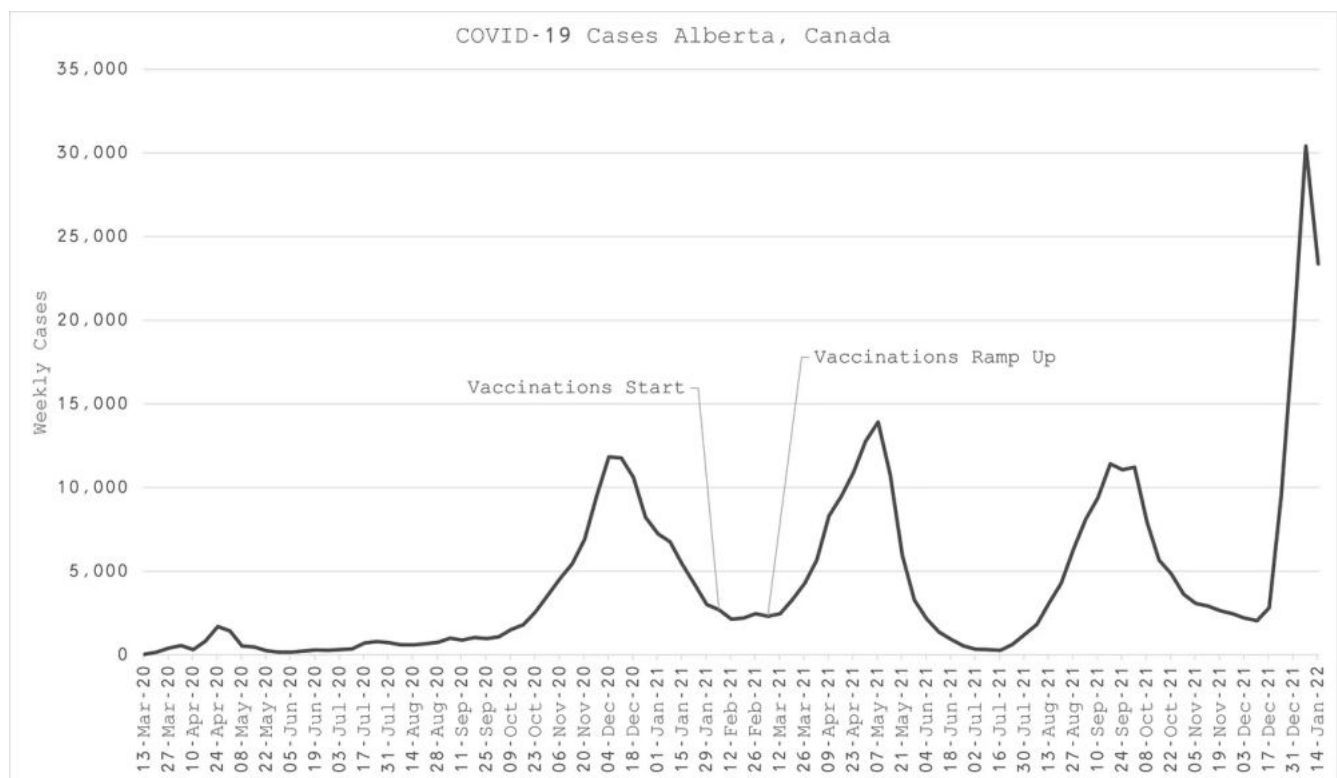


It evidently follows the same pattern. However, in the first 14 days we range from 40% of cases, 48% of hospitalizations to 56% of deaths.



I guess it could be possible that the excess hospitalizations over cases and deaths over hospitalizations could be subject to prioritization of the sick but I don't think it really matters. It's the sick that needed protection anyway, not the healthy! And if it didn't improve outcome for the sick then what exactly is the point??

Just for the record, here is the full history of cases, annotated with the start of the mass vaccination campaign. Interesting, eh?



Data file².

So, it turns out Alberta has suddenly scrambled to remove the incriminating data from their website. So, here's a copy for the record³. Exhibit A, your honour. And the web archive⁴. No hiding the truth.

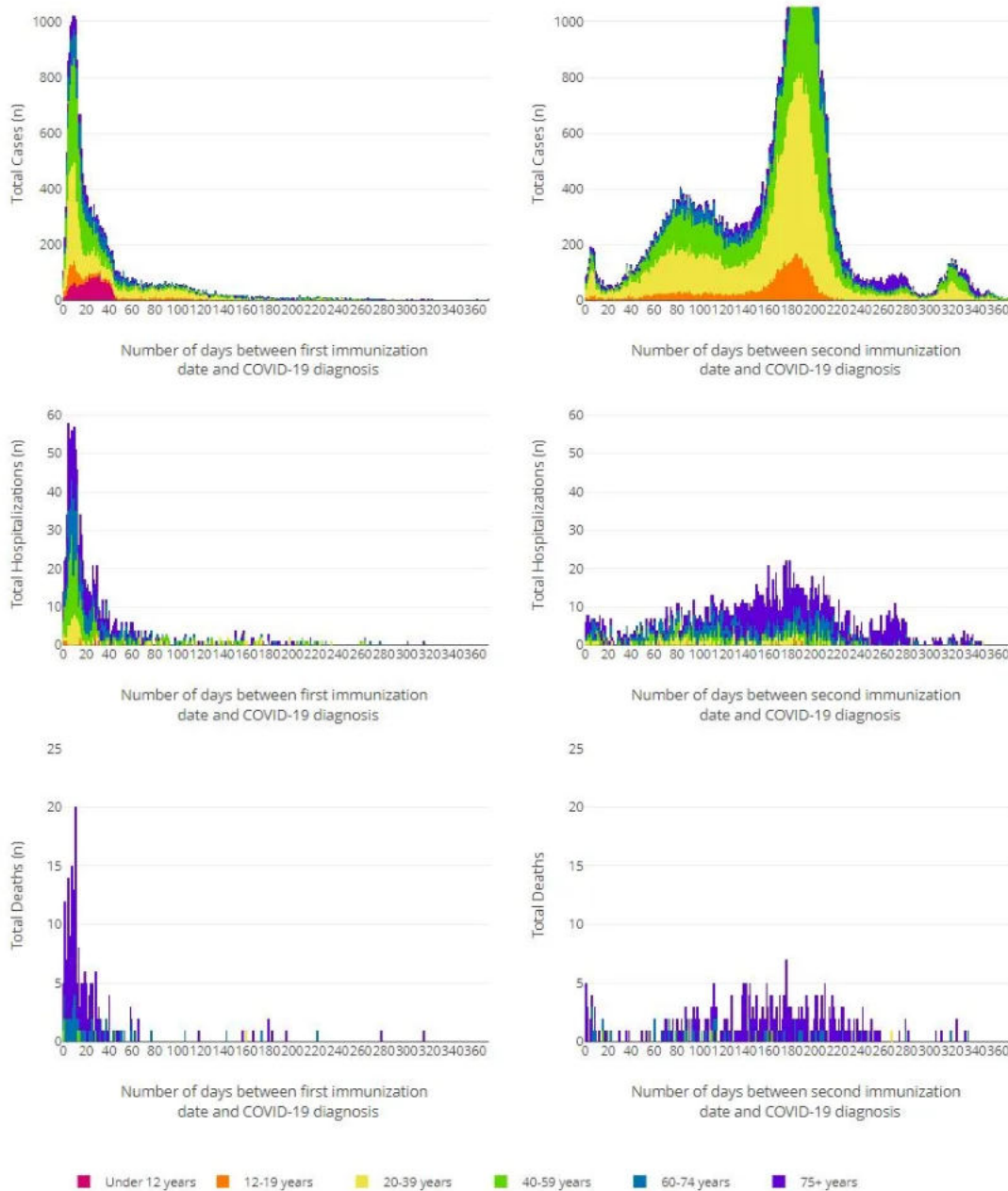


Figure 12: Time from first dose (left) and second dose immunization (right) to COVID-19 diagnosis by age group:

TOP: cases

MIDDLE: of those who became hospitalized

BOTTOM: of those who died from COVID-19

Note: First dose immunization also includes people who became a case prior to their second dose immunization date. COVID-19 hospitalizations reported are not due to immunization events.

1 <https://www.alberta.ca/stats/covid-19-alberta-statistics.htm#vaccine-outcomes>

2 https://docs.google.com/spreadsheets/d/1ATtp4tGN_gfS0ZsW-HZOC_cRRC0xN9d3/edit?usp=sharing&ouid=108444380134617054259&rtpof=true&sd=true

3



Metatron
@mdccclxx

You know you're right over the target when they try to cover their tracks by deleting stuff from the web!
Unfortunately for them, we've been playing this game long enough to keep the receipts.
Here's looking at you, [@YourAlberta!](#)
12:01 PM · Jan 15, 2022

4 <https://web.archive.org/web/20220107094256/https://www.alberta.ca/stats/covid-19-alberta-statistics.htm#vaccine-outcomes>

238 Comments



Write a comment...



Dr Mike Yeadon Jan 20, 2022 ❤️ Liked by Joel Smalley

Joel hits it out of the park, again.

This time in Alberta, not Altrincham.

♡ 96 Reply Gift a subscription Collapse

13 replies



AlmostWrong Writes AlmostWrong's Newsletter Jan 13, 2022 ❤️ Liked by Joel Smalley

I've written 12 draft articles and discarded them in the last 12 days. Each one is discarded because just when I think I couldn't see something more flagrant happen in the meantime, it does happen. I've been surprised by the level of scientific and moral depravity these people are willing to practice without so much as a hint of doubt or self-awareness.

It's now a race between how blatantly they can do this and how much faster the impact of their actions puts us on an irreversible course. We are weeks away from mass deployment of a Omicron specific vaccine and we haven't even worked out yet if Omicron reinfections happen faster in the newly vaccinated. No doubt, the crooked data fudgers at UKHSA must be thinking "how can we cook the books" when Qatar has already revealed the obvious. Instead, they cheat again and release a fake SIREN study censoring the same data points in the same window where they spread the virus.

I've decided that I will stop reading everything for a few days and put out whatever I have challenge them (UKHSA) to reveal the data by vaccination date fast while I will go on a hunger strike. Not kidding, looking at the Public Health Scotland numbers, the age standardized mortality is growing fast in 2 doses (actually 3 doses shifted back). This is totally out of control, I can't let it slip.

♡ 66 Reply Gift a subscription Collapse

4 replies

236 more comments...

TAB 6

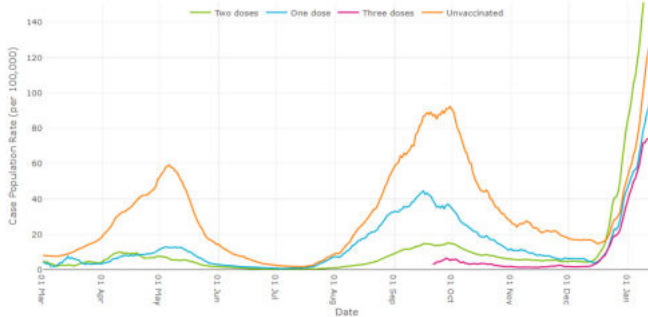


Figure 10: Case rate per 100,000 population by vaccination status in Alberta, 12+ population only. Note: Vaccine status category is based on protection as Table 3.

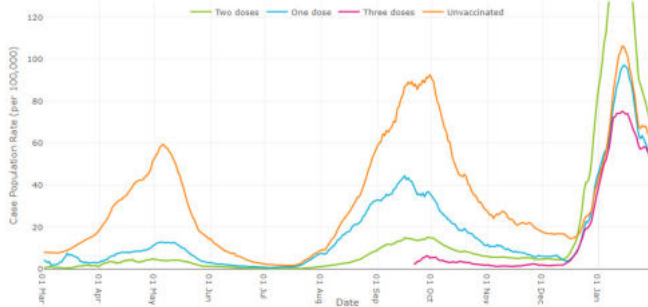


Figure 10: Case rate per 100,000 population by vaccination status in Alberta, 12+ population only. Note: Vaccine status category is based on protection as Table 3.

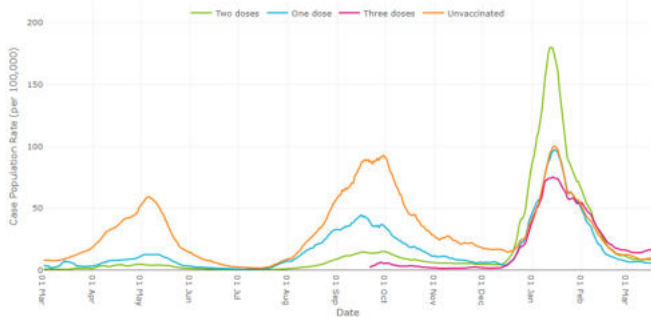


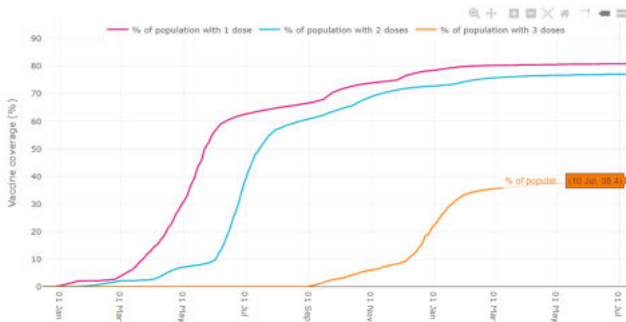
Figure 10: Case rate per 100,000 population by vaccination status in Alberta, 12+ population only. Note: Vaccine status category is based on protection as Table 3.

TAB 7

Table 3. COVID-19 case outcomes in Alberta by vaccine status. Counts are provided for new, active cases, and those currently identified as being hospitalized.

Outcome	Vaccine status	Count (n)	Percent (%)
New cases	Complete	58	14.43
New cases	Partial	39	9.70
New cases	Unvaccinated	305	75.87
Active cases	Complete	751	14.03
Active cases	Partial	694	12.96
Active cases	Unvaccinated	3,909	73.01
Currently hospitalized	Complete	21	13.04
Currently hospitalized	Partial	8	4.97
Currently hospitalized	Unvaccinated	132	81.99

Note: Other includes submissions from First Nations communities and online submissions from other providers (e.g. physician clinics).



Cumulative percent of individuals who received one dose, two doses and three doses by day in Alberta

Table 2. COVID-19 case outcomes in Alberta by vaccine status. Counts are provided for those currently identified as being hospitalized.

Outcome	Vaccine status	Count (n)	Percent (%)
Currently hospitalized	Three doses	278	50.00
Currently hospitalized	Two doses	156	28.26
Currently hospitalized	One dose	15	2.72
Currently hospitalized	Unvaccinated	105	19.02

Note:

* Vaccine status category is based on protection. Doses administered within 14 days prior to a person's COVID-19 diagnosis are not considered protective; as a result, vaccination categories only include those identified as cases over 14 days past their first or second immunization date.

* Table does not include those with 1 dose. As a result, percentages across rows or columns may not add to 100.

Table 7. Hospitalized COVID-19 cases in ICU in the past 120 days in Alberta by vaccine status and pre-existing condition

		Three doses				Two doses				Unvaccinated			
		with condition		no condition		with condition		no condition		with condition		no condition	
Age group	Total (includes dose 1)	n	%	n	%	n	%	n	%	n	%	n	%
All ages	545	197	36.1%	16	2.9%	110	20.2%	29	5.3%	103	18.9%	65	11.9%

Note:

* Vaccine status category is based on protection as Table 2.

* Pre-existing conditions include respiratory diseases, diabetes, stroke, dementia, cardiovascular disease, liver diseases, renal diseases, cancer and immuno-deficiency diseases.

* Table does not include those with 1 dose. As a result, percentages across rows or columns may not add to 100.

Table 10. COVID-19 deaths in the past 120 days in Alberta by vaccine status and pre-existing condition

		Three doses		Two doses		Unvaccinated							
		with condition	no condition	with condition	no condition	with condition	no condition						
Age group	Total (includes dose 1)	n	%	n	%	n	%						
All ages	620	379	61.1%	12	1.9%	107	17.3%	4	0.6%	92	14.8%	11	1.8%

Note:

* Vaccine status category is based on protection as Table 2.

* Pre-existing conditions include respiratory diseases, diabetes, stroke, dementia, cardiovascular disease, liver diseases, renal diseases, cancer and immuno-deficiency diseases.

* Table does not include those with 1 dose. As a result, percentages across rows or columns may not add to 100.

TAB 8

COVID-19 health outcomes by vaccination status, BC, 22 May - 16 Jul. 2022

Data include Vaccination status as of mid-point date - 18 Jun, Hospitalizations, Critical care & Deaths from 22 May - 16 Jul

Choose Chart View

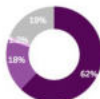
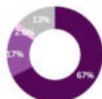
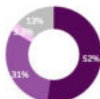
Donut

Vaccinations (all BC; n=5.3M)

Hospitalizations (n=2,143)

Critical care (n=331)

Deaths (n=342)



■ Vaccinated, 3+ doses
 ■ Vaccinated, 2 doses
 ■ Vaccinated, 1 dose
 ■ Unvaccinated

COVID-19 health outcomes by vaccination status, BC, 22 May - 16 Jul. 2022

Data include Vaccination status as of mid-point date - 18 Jun, Hospitalizations, Critical care & Deaths from 22 May - 16 Jul

Choose Chart View

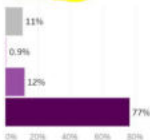
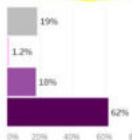
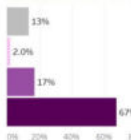
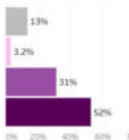
Bar

Vaccinations (all BC; n=5.3M)

Hospitalizations (n=2,143)

Critical care (n=331)

Deaths (n=342)



■ Unvaccinated
 ■ Vaccinated, 1 dose
 ■ Vaccinated, 2 doses
 ■ Vaccinated, 3+ doses

The B.C. Centre for Disease Control has stopped reporting case outcomes by vaccination status on its COVID-19 Surveillance Dashboard because the data had become "hard to interpret," according to the Ministry of Health.

BC Centre for Disease Control
Provincial Health Services Authority

This dashboard contains visualizations for COVID-19 vaccination coverage in British Columbia.

Recent Changes

Date Updated: July 28, 2022

1 – As of July 28th, the Outcomes by Vax and Vax Donut Charts have been retired. Epidemiological metrics are available in the Weekly Report and the Situation Report, which now include critical care information as well (see [COVID-19 Data](#)). For information on vaccine effectiveness, please visit the [BCCDC Measuring Vaccination Impact](#).

2 – As of June 18th, cases, testing, and test positivity are no longer shown on this dashboard. An archived version of this information is available [here](#).

Overview

Vax by Age

Vaccination coverage by health authority and age group

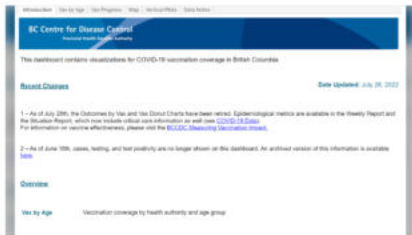
bc.ctvnews.ca

BCCDC removes data on COVID-19 infection outcomes by vaccination status fro...

The B.C. Centre for Disease Control has stopped reporting case outcomes by vaccination status on its COVID-19 Surveillance Dashboard because the data ha...

VANCOUVER | News

BCCDC removes data on COVID-19 infection outcomes by vaccination status from dashboard



The front page of the B.C. Centre for Disease Control's COVID-19 Surveillance Dashboard is seen on Friday, July 29, 2022. (BCCDC)



Ian Holliday
CTVNewsVancouver.ca Reporter

Follow | Contact

Updated July 30, 2022 2:14 p.m. MDT
Published July 29, 2022 7:06 p.m. MDT



Share

The B.C. Centre for Disease Control has stopped reporting case outcomes by vaccination status on its [COVID-19 Surveillance Dashboard](#) because the data had become "hard to interpret," according to the Ministry of Health.

A note placed on the dashboard's introduction page Thursday indicates that the "outcomes by vax" and "vax donut charts" pages had been "retired."

The note did not indicate why the data was being removed, so CTV News asked the ministry for an explanation. An emailed response from a ministry spokesperson read, in part:

"These indicators were initially created because we wanted to identify breakthrough infections as we were ramping up the vaccination campaign. As most of the population has now been vaccinated with at least two doses of vaccine and many more have been infected with COVID-19, the data became hard to interpret."

CORONAVIRUS COVERAGE

- Some B.C. residents booking fall boosters without invitations
- Full coverage at [CTVNews.ca/Coronavirus](https://www.ctvnews.ca/coronavirus)
- Ottawa pledges \$11.1M for UBC projects aiming to advance mRNA vaccine technology
- Tracking every case of COVID-19 in Canada
- B.C. man says he was assaulted while counter-protesting anti-vaccine rally
- Coronavirus vaccine tracker: How many people in Canada have received shots?
- B.C. experts call for more to be done to counter COVID-19 misinformation about vaccines, ivermectin

The pages in question showed the number of people across various age groups who had been hospitalized, admitted to critical care, or died over the preceding few months, sorting each age group by vaccination status. They also provided age-standardized rates of hospitalization, critical care admission and death for people with different vaccination statuses in B.C.

WHAT THE DATA SHOWED

As recently as last week, the data showed higher rates of adverse outcomes for unvaccinated people than for people with two doses of vaccine, and higher rates for those individuals than for people who had received at least one booster shot.

VANCOUVER | News

- * Worker put on unpaid leave for refusing to get vaccinated was not fired, B.C. court rules
- * Get The COVID-19 Brief sent to your inbox
- * Doctor facing discipline for spreading COVID-19 misinformation in B.C., college says
- * Flyers promoting Ivermectin as COVID-19 treatment prompt warning in B.C. city

These findings were not always immediately obvious, however, given the massive difference in the overall size of the vaccinated and unvaccinated groups, and the fact that the various Omicron variants that have been the dominant strain of the coronavirus this year are good at infecting vaccinated people.

In raw numbers, the vast majority of people testing

positive for COVID-19, ending up in hospital, requiring critical care, and dying from COVID-19 in 2022, according to the dashboard, have been people who are vaccinated.

This is almost entirely due to the fact that the vaccinated group is so much larger than the unvaccinated one. Among adults, 94 per cent of British Columbians have had at least one dose of vaccine, leaving just six per cent – or fewer than 300,000 people, according to the latest population estimates from Statistics Canada – in the dashboard's "unvaccinated" category.

Looking at rates of adverse outcomes per 100,000 people in each group consistently showed more unvaccinated people than vaccinated ones of the same age ending up in hospital, in critical care, or dead.

WHY IT WAS HARD TO INTERPRET

The ministry gave three main reasons for its conclusion that the data had become hard to interpret and needed to be discontinued.

First, it said, the Omicron variant has made COVID-19 infection much more widespread, while also making data on infections less reliable.

"With the Omicron variant, we don't have a complete understanding of the case burden in the population, given the use of rapid, point-of-care tests," the ministry said.

VANCOUVER | News

Very few people qualify for a lab-based PCR test under the province's current testing strategy, meaning the data on the dashboard – which only reflected information about lab-confirmed cases – did not reflect a complete picture of COVID-19 transmission in B.C.

Second, according to the ministry, "many of the cases in hospital are incidental findings."

Health officials have previously estimated that about half of the people reported in hospital with COVID-19 at any given time were hospitalized for reasons unrelated to the coronavirus and tested positive incidentally.

The ministry did not elaborate on how incidental hospitalizations – which have been included in the province's hospitalization count since January – rendered the data on the dashboard hard to interpret.

Third, the ministry said:


"The timelines of when different groups of people received their last dose of vaccine and/or when infection occurred are now quite variable and comparing provides inaccurate results."

In place of the removed dashboard pages, the ministry referred CTV News to vaccine effectiveness studies [summarized on the BCCDC website](#). The most recent of these was posted on March 8, and references data collected from September 2021 to February 2022, nearly six months ago.

"Vaccine effectiveness is a more rigorous and systematic way to assess the vaccine outcomes and assess the strength of protection from the vaccine," the ministry said, adding that such studies also "take longer to conduct."

The ministry did not say when the next vaccine effectiveness study would be posted.

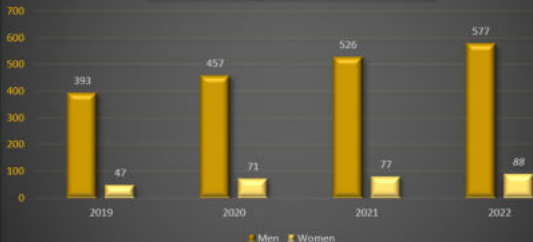
 Report an error

 Editorial standards
& policies

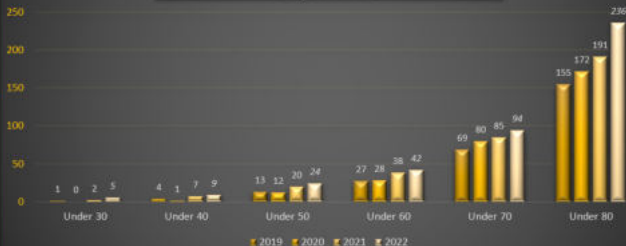
 Why you can trust
CTV News

TAB 9

Canadian Medical Doctor Deaths (Year & Gender | 2019 - 2022) *as of 2022.12.31*



Canadian Medical Doctor Deaths (Year & Cumulative Age Group | 2019 - 2022) *as of 2022.12.31*



Dr. William Makis MD, FRCPC

Alberta Health Services (AHS)

University of Alberta, Dept of Radiology

5970 Mullen Way, Box.36560, Edmonton, AB, T6R 0T4

Email: makisw79@yahoo.com, GETTR: @MakisMD

October 15, 2022

Canadian Medical Association (CMA)

1410 Blair Towers Place, Suite 500

Ottawa, ON, K1J 9B9

Dear CMA Presidents **Dr. Alike Lafontaine** (2022-23) and **Dr. Katharine Smart** (2021-22)

Re: Sudden deaths of 80 young Canadian doctors since rollout of COVID-19 vaccines

On September 3, 2022, I wrote you a letter regarding the sudden and unexpected deaths of 32 young Canadian doctors since the rollout of COVID-19 vaccines, and I raised concerns about COVID-19 vaccines and vaccine mandates contributing to these sudden deaths. The letter went viral on social media, it was viewed by millions of people worldwide, was translated into dozens of languages, and became the topic of numerous podcasts, media interviews, internet videos and news articles.

There has been a tremendous interest worldwide into what is killing Canada's fully COVID-19 vaccinated young doctors. Unfortunately, Canada's healthcare leaders including CMA, do not share this interest. Both of you failed or refused to respond to my letter, and you also failed or refused to respond to inquiries made by American philanthropist Mr. Steve Kirsch, as well as inquiries made by journalists.

I am now providing you an update with information about **80 young Canadian doctors who died suddenly or unexpectedly since the rollout of COVID-19 vaccines**. Four more doctors have died since my previous letter, and these unexpected deaths are accelerating. You cannot continue to ignore this.

My team has assembled a database of 1638 Canadian doctor deaths during the period 2019-2022, with 972 of them from CMA's own website. Our preliminary analysis of this extensive data suggests that Canadian doctor deaths under age 50 in 2022 will be 2-fold higher compared to the 2019-2020 average. Shockingly, Canadian doctor deaths under age 40 are already **5-fold** higher in 2022 compared to the 2019-2020 average, and Canadian doctor deaths under age 30 are **8-fold** higher!

McMaster University recently announced the sudden deaths of 3 young fully COVID vaccinated medical residents during the summer of 2022, which is unprecedented. All Canadian medical students and residents were forced into unscientific, unethical, cruel and harmful COVID-19 vaccine mandates.

I implore you again to remember your Hippocratic Oath and your own *CMA Code of Ethics*, and call for an immediate halt to all COVID-19 vaccine mandates in Canadian healthcare.

Thank you,



Dr. William Makis MD, FRCPC



Died: Sep 23, 2022
Dr. Michael Marshall
Age: 45
Edmonton, AB
Psychiatrist
Died unexpectedly



Died: Sep 18, 2022
Dr. Matthew Foss
Age: 32
Hamilton, ON (McMaster U)
Anesthesiology resident 5th yr
Died unexpectedly



Died: Sep 10, 2022
Dr. Carl-Éric Gagné
Age: 56
Trois-Rivieres, QC
Cardiologist, athlete
Died during 105km cycling event



Died: Sep 08, 2022
Dr. Maria Chang
Age: 46
Toronto, ON
Family physician
Died unexpectedly



Died: Sep 2, 2022
Dr. Patricia Harvey
Age: 69
Hamilton, ON
Ophthalmologist
Died after "6 month illness"



Died: Aug 18, 2022
Dr. Patricia Kresan
Age: 69
Barrie, ON
Family physician
sudden passing, untimely death



Died: Aug 03, 2022
Dr. Vincent Chi Wai Mak
Age: 61
Markham, ON
Rheumatologist
Died unexpectedly



Died: July 30, 2022
Dr. Michael Mthandazo
Age: 40s
Vernon, BC
Family physician
Died swimming in a river



Died: July 28, 2022
 Dr. Candace Nayman
 Age: 27
 Hamilton, ON (McMaster U)
 Pediatrics resident, triathlete
 Collapsed swimming, died after



Died: July 26, 2022
 Dr. Ryan Buyting
 Age: 26
 Edmonton, AB (U of Alberta)
 Neurosurgery resident 1st yr
 Died suddenly, neurological



Died: July 23, 2022
 Dr. Shahriar Jalali Mazlouman
 Age: 44
 Melville, SK
 Family physician
 Died swimming in a public pool



Died: July 22, 2022
 Dr. Richard Cartier
 Age: 60
 Saint-Jerome, QC
 Palliative care physician
 Died descending K2 mountain



Died: July 19, 2022
 Dr. Jakub T. Sawicki
 Age: 39
 Mississauga, ON (Trillium)
 Family physician
 Gastric cancer, Stage 4, < 1 year



Died: July 18, 2022
 Dr. Stephen W. McKenzie
 Age: 68
 Mississauga, ON (Trillium)
 Neurologist
 Cancer, details unknown



Died: July 17, 2022
 Dr. Lorne E. Segall
 Age: 49
 Mississauga, ON (Trillium)
 ENT specialist
 Lung cancer, Stage 4, < 1 year



Died: July 16, 2022
 Dr. Paul Hannam
 Age: 50
 Toronto, ON
 Emergency physician, Olympian
 Died while running



Died: July 15, 2022
Dr. Richard L Cone
Age: 69
Nanaimo, BC
Family physician
Died unexpectedly



Died: July 13, 2022
Dr. Baharan Behzadzad
Age: 43
Newfoundland
Family physician
Died in her sleep, cardiac



Died: June 29, 2022
Dr. Satyan Choudhuri
Age: 25
Hamilton, ON (McMaster U)
Family medicine resident 1st yr
Died unexpectedly



Died: June 26, 2022
Dr. Maselle Virey
Age: 68
Mississauga, ON (Trillium)
Psychiatrist
Died unexpectedly, had cancer



Died: June 20, 2022
Dr. Ramin Safakish
Age: 55
North York, ON
Anaesthesiologist
Died unexpectedly



Died: May 21, 2022
Dr. Christopher P. Cole
Age: 62
Windsor, ON
Plastic surgery
Died unexpectedly



Died: May 19, 2022
Dr. Wilson Idami
Age: 54
Aurora, ON
Family physician
Died unexpectedly



Died: May 16, 2022
Dr. Joshua Raj Kotaro Yoneda
Age: 27
Kamloops, BC (UBC)
Medical student (4th year)
Rare spinal cord glioma, < 1 year



Died: May 14, 2022
Dr. David Laverdiere
Age: 48
Chicoutimi, QC
Internal medicine, Respiriology
Died unexpectedly



Died: May 5, 2022
Dr. Maeve Lawler
Age: 67
Kingston, ON
Psychiatry
Died after "brief illness"



Died: April 30, 2022
Dr. Lorne Aaron
Age: 56
Longueuil, QC
Urologist
Died unexpectedly



Died: April 8, 2022
Dr. Ronald Gottesman
Age: 64
Montreal, QC
Pediatrician
Died unexpectedly



Died: April 2, 2022
Dr. Eric Lahnsteiner
Age: 65
Mississauga, ON
Family physician
Brief battle with cancer



Died: March 24, 2022
Dr. Larry Svenson
Age: 57
Edmonton, AB
Epidemiology, Public Health
Died unexpectedly



Died: March 17, 2022
Dr. Gaby Georges Mikael
Age: 51
Moncton, NB
Internal med, gastroenterology
Died unexpectedly



Died: March 14, 2022
Dr. Bradley James Harris
Age: 49
Comox, BC
Family physician
Died while running



Died: Feb 23, 2022
Dr. Edouard, Hendriks
Age: 66
Edmundston, NB
Emergency physician
Died unexpectedly



Died: Feb 21, 2022
Dr. Paul Avaré Begin
Age: 62
Springhill, NB
Emergency physician
Died unexpectedly




Died: Feb 13, 2022
Dr. Michael Stefanos
Age: 50
Mississauga, ON
Radiologist
Died in his sleep, heart attack



Died: Feb 03, 2022
Dr. Oliver Seifert
Age: 58
Edmonton, AB
Family physician
Died in his sleep, heart issue



Died: Jan 06, 2022
Dr. Jonathan Burns
Age: 56
Abbotsford, BC
Family physician
Died after "sudden brief illness"



Died: Jan 02, 2022
Dr. Loren Eugene Cairns
Age: 65
Victoria, BC
Emergency physician
Died unexpectedly



Died: Dec 31, 2021
Dr. Louise Feddema
Age: 60
Canmore, AB
Family physician
Died unexpectedly



Died: Dec 29, 2021
Dr. Sherry Reed-Walkiewicz
Age: 59
Kenora, ON
Family physician
Cause of death unknown



Died: Dec 23, 2021
Dr. Neil Singh Dhalla
Age: 48
Toronto, ON
Family physician, Activa Clinics
Died in sleep 4 days post 3rd jab



Died: Dec 21, 2021
Dr. Cintia Vontobel Padoin
Age: 44
North Bay, ON
Psychiatrist
Malignant melanoma, < 1 year



Died: Dec 17, 2021
Dr. Johannes A. Giede
Age: 59
Prince George, BC
Psychiatrist
Massive stroke post 3rd jab



Died: Nov 24, 2021
Dr. Stacy Jean McPhee
Age: 31
Winnipeg, MB
Family physician
Died unexpectedly



Died: Nov 08, 2021
Dr. Sohrab Lutchmedial
Age: 52
Saint John, NB
Cardiologist
Died in sleep 2 wk post 3rd jab



Died: Nov 3, 2021
Dr. Gonzalo Zevallos
Age: 63
Milton, ON
Gynecologist
Died after "brief illness"



Died: Oct 26, 2021
Dr. Isabelle Lemay
Age: 41
Rimouski, QC
Family physician
Died unexpectedly




Died: Oct 21, 2021
Dr. Annabella Isabella Zawada
Age: 43
Thunder Bay, ON
Emergency physician
car crash, 11:40am, only fatality



Died: Oct 20, 2021
Dr. Pauline, Couture
Age: 63
Lachute, QC
Family physician
Died unexpectedly



Died: Oct 16, 2021
Dr. James-Peter O'Donnell
Age: 43
Gatineau, QC
Psychiatrist
Died unexpectedly




Died: Oct 13, 2021
Dr. Stephanie Gay Mah
Age: 61
Calgary, AB
Family physician
Died after "brief illness"



Died: Oct 3, 2021
Dr. Roger David Hamilton
Age: 61
Port Williams, NS
Family physician
Died after "brief illness"



Died: Sep 23, 2021
Dr. Jan Paleta
Age: 57
Lake Country, BC
Family physician
Died suddenly, went "missing"



Died: Sep 9, 2021
Dr. Gulshan Sawhney
Age: 64
Milton, ON
Internal medicine
Died unexpectedly



Died: Aug 30, 2021
Dr. Jun Kawakami
Age: 48
Calgary, AB
Urologist
sudden aggressive pancreatic ca



Died: Aug 16, 2021
Dr. Nelia Scheeres
Age: 24
Barrie, ON
Medical student in Ireland
car crash, 1:15pm, only fatality



Died: Aug 6, 2021
Dr. Michael Cochran
Age: 39
Ottawa, ON
Orthopedic surgery resident
Died after "brief illness"



Died: Jul 31, 2021
Dr. Sanjay Achal
Age: 28
Calgary, AB (U of Calgary)
Medical student 4th year
Died suddenly, neurological



Died: July 12, 2021
Dr. Louis Beaumier
Age: 58
Granby, QC
Pediatrician
Died unexpectedly



Died: July 5, 2021
Dr. Raffaele Giorla
Age: 64
Toronto, ON
Family physician
"sudden passing"



Died: June 25, 2021
Dr. Ainsley Moore
Age: 57
Hamilton, ON
Family physician
Died unexpectedly, heart attack



Died: June 20, 2021
Dr. Catherine Yanchula
Age: 56
Windsor, ON
Family physician
Died unexpectedly



Died: June 20, 2021
Dr. Barbara Cynthia Ng
Age: 42
Vancouver, BC
Internal Medicine
Rare aggressive sarcoma



Died: June 19, 2021
Dr. Dick Au
Age: 53
Edmonton, AB
Internist, Geriatrician
Died of "sudden vascular event"



Died: May 30, 2021
Dr. Beverly Hattersley
Age: 69
Hamilton, ON
Palliative Care Chief
Died suddenly, large aorta tear



Died: May 12, 2021
Dr. Padmavathy Guntamukkala
Age: 67
St. Anthony, NL
Pediatrics
Died unexpectedly




Died: May 11, 2021
Dr. Farah Nasser-Sharif
Age: 47
Port Perry, ON
Internal medicine
Died "tragically at home"



Died: April 25, 2021
Dr. Chima Adiele
Age: 52
Courtice, ON
Family physician
Died unexpectedly



Died: April 11, 2021
Dr. Dragan (Dan) Stojimirovic
Age: 65
Toronto, ON
Orthopaedic surgeon
Unexpected heart muscle injury



Died: March 20, 2021
Dr. Inderjit Andy Jassal
Age: 42
Surrey, BC
Family physician
Died unexpectedly, heart attack



Died: March 12, 2021
Dr. Jon Maxim Adamis
Age: 50
Edmonton, AB
Family physician
Died unexpectedly



Died: Feb 25, 2021
Dr. Michael Proulx
Age: 30
Chicoutimi, QC
Internist, gastroenterology
Sudden aggressive cancer



Died: Feb 21, 2021
Dr. Siavash Jafari
Age: 52
Vancouver, BC
Public Health Medicine
Died unexpectedly



Died: Feb 21, 2021
Dr. Ronnie Chan
Age: 44
Niagara Falls, ON
Internist, gastroenterology
Died unexpectedly



Died: Feb 20, 2021
Dr. Mohammad Shoaib Alam
Age: 55
High River, AB
Family physician
Died 24hr after 1st jab



Died: Jan 28, 2021
Dr. James Isaiah Tazzeo
Age: 51
Orillia, ON
Family physician
Died while cross-country skiing




Died: Jan 24, 2021
Dr. Franck Molin
Age: 58
Quebec City, QC
Cardiologist
Died unexpectedly



Died: Jan 15, 2021
Dr. Kris Jardon
Age: 51
Montreal, QC
ObsGyn & Onc, triathlete
Died unexpectedly

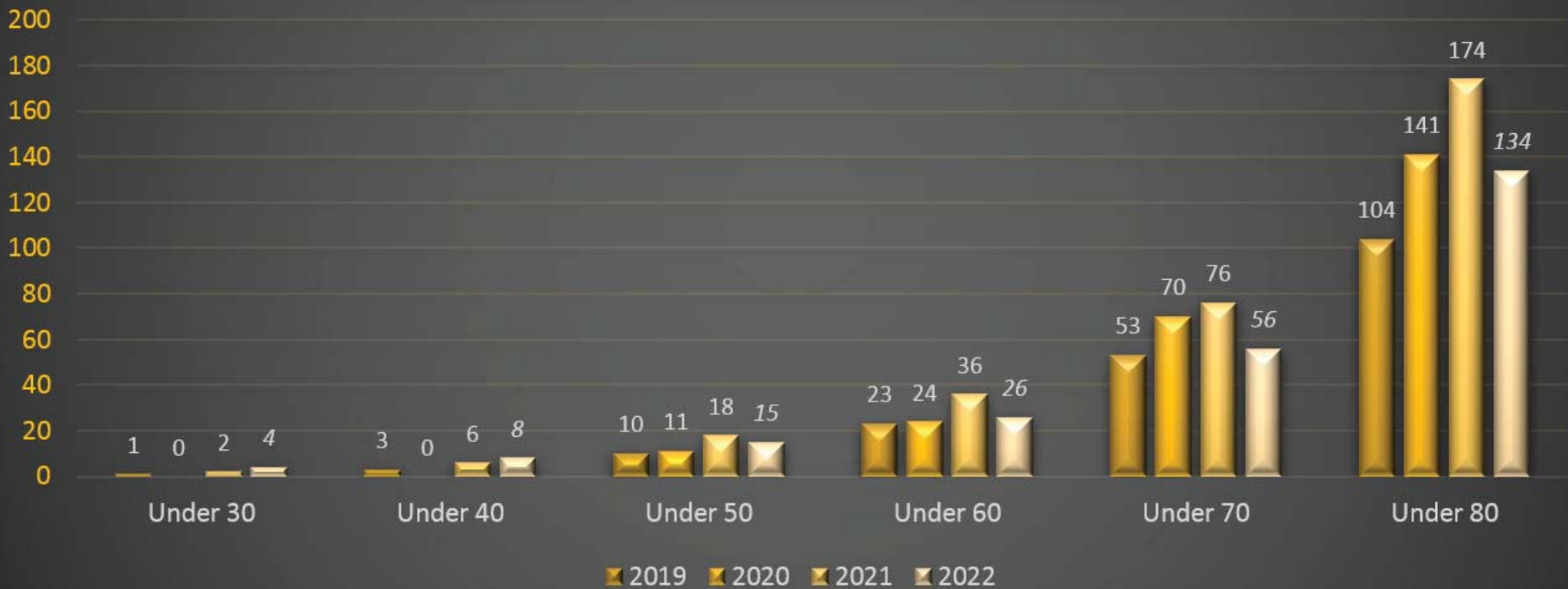


Died: Dec 27, 2020
Dr. Christine Newman
Age: 65
Toronto, ON
Pediatrician, palliative care
Died suddenly, heart attack



Died: Dec 21, 2020
Dr. Leanne Dahlgren Scott
Age: 48
Vancouver, BC
Obstetrics & Gynecology
Died unexpectedly at home

Canadian Medical Doctor Deaths (Year & Rolling Age Group | 2019 - 2022) *as of 2022.10.11*



#	Last Name	First Name	Initial	Other	Month	Day	Year	Age	Gender	City	Province
2225	Colquhoun	James	T.		12	9	2022	95	M	Thunder Bay	ON
2226	Hidvegi	Robert	S.		12	9	2022	94	M	Montréal	QC
2227	Brooks	John	H.		12	10	2022	81	M	Sherwood Park	AB
2228	Harlos	Hans	E.		12	10	2022	66	M	Elmvale	ON
2229	Smith	Bryan	V.	Smitty, Doc, and Vinny	12	10	2022	70	M	Ottawa	ON
2230	Mizgala	Henry	F.		12	11	2022	90	M	Vancouver	BC
2231	Whitty	Dennis			12	11	2022	82	M	St. Catharines	ON
2232	Youssef	Hany			12	11	2022	42	M	Richmond Hill	ON
2233	Smith	Stanley			12	14	2022	??	M	London	ON
2234	Wheatley	Brian			12	14	2022	85	M	Ottawa	ON
2235	Armstrong	Bruce	P.		12	16	2022	95	M	Aylmer	ON
2236	Albin-Cook	Krystina			12	19	2022	75	W	Etobicoke	ON
2237	Daigle	Gilbert		Gil	12	19	2022	95	M	Edmundston	NB
2238	Rémillard	Paul-Émile			12	19	2022	98	M	Salaberry-de-Valleyfield	QC
2239	Trevor-Smith	Edward	S.	Ted	12	19	2022	85	M	Vancouver	BC
2240	Williams	John	T.L.		12	19	2022	75	M	St. John's	NF
2241	Owen	Grahame	H.	John	12	20	2022	94	M	Oakville	ON
2242	Turnbull	Kenneth	E.		12	20	2022	91	M	Calgary	AB
2243	Marx	Lennart	H.		12	21	2022	81	M	Calgary	AB
2244	Zakrzewski	Peter	A.		12	21	2022	47	M	Langley	BC
2245	Goldsand	George		Greshe	12	22	2022	87	M	Edmonton	AB
2246	Tenby	Lionel			12	22	2022	90	M	Richmond	BC
2247	Bentz	James		Barrie	12	23	2022	86	M	Port Coquitlam	BC
2248	Froese	Daniel	W.	Dan	12	25	2022	96	M	Vancouver	BC
2249	Jackson	Bernard	S.		12	25	2022	74	M	Hamilton	ON
2250	Workewych	Jaroslav		Jerry	12	25	2022	71	M	Toronto	ON
2251	Ariana	Anahita		Ani	12	26	2022	48	W	Victoria	BC
2252	Pearson	Lawson		John	12	26	2022	93	M	Leamington	ON
2253	Greenhow	Paul			12	27	2022	89	M	London	ON
2254	Petros	Sabah			12	27	2022	90	M	Thornhill	ON
2255	Boggie	Alexander			12	28	2022	99	M	Vancouver	BC
2256	Croteau	François			12	29	2022	73	M	Sainte-Julie	QC
2257	Coulson	David	B.		12	29	2022	91	M	Thunder Bay	ON
2258	Hedges	Donald	G.	Doc	12	30	2022	72	M	Coquitlam	BC
2259	Quenville	Noel	F.		12	30	2022	93	M	Tsawwassen	BC
2260	Sood	Jagdish	M.		12	31	2022	89	M	Weyburn	SK
2261	Macdonell	Ken			??	??	2022	94	M	Kelowna	BC
2262	Prest	Marcia	E.		??	??	2022	69	W	Surrey	BC
2263	Michel	Shafik		Shawkat	??	??	2022	??	M	Edmonton	AB

#	Last Name	First Name	Initial	Other	Month	Day	Year	Age	Gender	City	Province
2186	Humble	Richard	G.	Ric	11	15	2022	73	M	Bracebridge	ON
2187	Pierratos	Andreas			11	15	2022	73	M	Toronto	ON
2188	Sazant	Marvin			11	15	2022	??	M	Toronto	ON
2189	Fowler	Peter	J.		11	16	2022	84	M	London	ON
2190	Godberson	Charles	V.		11	16	2022	91	M	Barrhead	AB
2191	Nostedt	Louise	V.		11	16	2022	71	W	Winnipeg	MB
2192	Ladha	Nizar	B.		11	17	2022	80	M	St. John's	NF
2193	Yeung	Henry Po-Hin			11	17	2022	82	M	Markham	ON
2194	d'Abadie	Francis	A.	Frank	11	18	2022	98	M	Pointe Claire	QC
2195	Ashford	Mary-Wynne		née Moar	11	19	2022	83	W	Victoria	BC
2196	Dumesnil	Jean	G.		11	22	2022	78	M	Québec City	QC
2197	Giblon	Barnett	I.	Barney	11	22	2022	??	M	Toronto	ON
2198	Hidalgo	Ivan	N.J.		11	22	2022	89	M	Etobicoke	ON
2199	Hope	Anna	L.	née Atkinson	11	24	2022	79	W	Stoney Creek	ON
2200	Marcotte	René			11	24	2022	72	M	Laval	QC
2201	Kay	Michael	J.		11	25	2022	85	M	Hamilton	ON
2202	Caley	Marie	E.		11	26	2022	74	W	Edmonton	AB
2203	Kortan	Paul			11	26	2022	73	M	Toronto	ON
2204	Orlando	Ramon	A.		11	26	2022	86	M	Kelowna	BC
2205	Jaciw	George	A.		11	27	2022	96	M	Whitby	ON
2206	Krayenhoff van de Leur	Johannes	J.	Jaap	11	27	2022	95	M	Victoria	BC
2207	Yunker	Warren	K.		11	27	2022	46	M	Calgary	AB
2208	Jones	Suzanne			11	29	2022	64	W	Kahnawake	QC
2209	Henry	James	A.C.		11	30	2022	69	M	Vineland	ON
2210	Morin	Richard	H.		12	1	2022	53	M	Trenton	ON
2211	Riar	Amir	K.		12	1	2022	90	W	Pointe Claire	QC
2212	Ulysse	Marc-André			12	1	2022	91	M	Laval	QC
2213	Markarian Demers	Angik		Angèle	12	2	2022	94	W	Outremont	QC
2214	Torres Ballen	Myriam	L.		12	3	2022	59	W	Gatineau	QC
2215	Baker	Vivian		Viv	12	4	2022	92	M	Parksville	BC
2216	Côté	André			12	5	2022	91	M	Sainte-Thérèse	QC
2217	Goso	Joseph		Thamsanqa	12	6	2022	68	M	Grande Prairie	AB
2218	Krause	Robert		Robin	12	6	2022	97	M	Victoria	BC
2219	Drabitt	Sylvester			12	6	2022	96	M	Victoria	BC
2220	Gladu	Maurice			12	6	2022	96	M	Sherbrooke	QC
2221	Brabant	Jean			12	7	2022	73	M	Québec City	QC
2222	Rennert	Eric			12	7	2022	??	M	Rochester, NY	USA
2223	Stevenson	Peter			12	7	2022	71	M	Flesherton	ON
2224	Williams	Alfred	R.F.	Eric	12	7	2022	86	M	Lethbridge	AB

#	Last Name	First Name	Initial	Other	Month	Day	Year	Age	Gender	City	Province
2148	Hosking	David	J.		10	29	2022	98	M	Saskatoon	SK
2149	Peter-Fiorito	June	B.		10	29	2022	??	W	Lacombe	AB
2150	Matas	Manuel		Manny	10	30	2022	??	M	Winnipeg	MB
2151	Barth	Bernard	A.	Ben	10	31	2022	81	M	North York	ON
2152	Fenner	Danuta	Z.	née Staromiejska	10	31	2022	87	W	Toronto	ON
2153	Fisher	Andrew	A.		10	31	2022	88	M	Niagara Falls	ON
2154	Thakre	Madhao	W.		11	1	2022	98	M	Regina	SK
2155	Goldberg	David	M.		11	2	2022	??	M	Thornhill	ON
2156	van Rensburg	Esias	R.		11	2	2022	59	M	Vancouver	BC
2157	Bhabha	Cassim	A.		11	3	2022	87	M	Toronto	ON
2158	Grapes	Berton	G.		11	3	2022	96	M	Cambridge	ON
2159	Huisman	Lee-Anna			11	3	2022	41	W	Terrace	BC
2160	Oliver	Ruthilda	D.	Ruth	11	3	2022	76	W	Vancouver	BC
					11	3	2022	Source: https://www.cma.ca/memoriam			
2161	Gauk	Ehor	W.		11	4	2022	87	M	Edmonton	AB
2162	Johnson	Brian			11	4	2022	82	M	Cultus Lake	BC
2163	Lalani	Sirtazali	G.H.		11	4	2022	79	M	Mississauga	ON
2164	Mazoff	Eric	D.		11	4	2022	71	M	Saint-Lazare	QC
2165	Road	David	A.		11	4	2022	97	M	Vancouver	BC
2166	Campbell	Robert		Rocky	11	5	2022	74	M	Stratford	PE
2167	Landry	Louis-Bénédict			11	5	2022	28	M	Québec City	QC
2168	Ankenman	John	G.	Doc, Papa-Bear, Uppa,	11	6	2022	96	M	Vancouver	BC
2169	Caron	Chantal			11	6	2022	63	W	Québec City	QC
2170	Duguay	Johanne			11	6	2022	62	W	Blainville	QC
2171	Fox	Frank Joseph	J.		11	6	2022	84	M	Amherstburg	ON
2172	Newman	Michael	J.D.		11	7	2022	96	M	Winnipeg	MB
2173	Sabiston	Paul	C.		11	8	2022	68	M	North Vancouver	BC
2174	Gorman	Jenifer	M.	née Kidd	11	10	2022	69	W	Kelowna	BC
2175	Leavitt	Preston	M.		11	11	2022	84	M	Fredericton	NB
2176	Ledoshchuk	Borys			11	11	2022	76	M	Mississauga	ON
2177	Mathieu	Michel			11	12	2022	67	M	Sainte-Thérèse	QC
2178	Neil	Sheila	C.	née Gardiner	11	13	2022	91	W	Regina	SK
2179	Starr	Joseph	A.	Joe	11	13	2022	81	M	Toronto	ON
2180	Farid	Hossain			11	14	2022	75	M	Truro	NS
2181	Grondin	Sean	C.		11	14	2022	56	M	Calgary	AB
2182	Russell	Alexander		Alastair	11	14	2022	92	M	Toronto	ON
2183	d'Entremont	Lionel	J.		11	15	2022	74	M	Saultnierville	NS
2184	Golumbia	Joseph	E.		11	15	2022	95	M	Victoria	BC
2185	Hellyer	Deborah	J.		11	15	2022	70	W	Windsor	ON

#	Last Name	First Name	Initial	Other	Month	Day	Year	Age	Gender	City	Province
2109	Khan	Abdul	H.M.		10	6	2022	90	M	Toronto	ON
2110	Ouellet	Laurent			10	6	2022	93	M	Québec City	QC
2111	Stockdale	Edwin			10	6	2022	??	M	Vancouver	BC
2112	Leadman	Martha	L.		10	7	2022	70	W	Leamington	ON
2113	Rosaire	Lefèbvre			10	7	2022	88	M	Joliette	QC
2114	Briard	Raymond			10	8	2022	67	M	Repentigny	QC
2115	Roberts	Elizabeth	A.		10	8	2022	71	W	St. John's	NF
2116	Herst	Murray			10	9	2022	92	M	Toronto	ON
2117	Simurda	John			10	9	2022	99	M	Gatineau	QC
2118	Van Tilburg	Embert	G.Q.		10	10	2022	100	M	Oak Bay	BC
2119	Ogilvie	Robert	V.		10	11	2022	84	M	Thornhill	ON
2120	Plante	Gérard	E.		10	11	2022	84	M	Verdun	QC
2121	Russell	Clarke		Scott	10	11	2022	91	M	Collingwood	ON
2122	Blackstein	Martin	E.		10	12	2022	81	M	Toronto	ON
2123	Kati	Arvind	A.		10	13	2022	90	M	Winnipeg	MB
2124	Lachapelle	Jean			10	13	2022	59	M	Montréal	QC
2125	Leduc	Bernard	M.		10	14	2022	86	M	Mont-Royal	QC
2126	Huang	Chee-Chiem		née Chu	10	14	2022	92	W	Toronto	ON
2127	Symons	Denys	F.		10	15	2022	77	M	Mississauga	ON
2128	Sabbagh	Raymond			10	16	2022	88	M	Mont-Royal	QC
2129	Zelovitzky	Leon	J.		10	16	2022	??	M	Toronto	ON
2130	Frenette	Jacques			10	18	2022	75	M	Québec City	QC
2131	Rastogi	Indra			10	18	2022	84	W	Hamilton	ON
2132	Swanson	John	G.		10	19	2022	76	M	Burlington	ON
2133	Crooks	William		Bill	10	20	2022	90	M	Calgary	ON
2134	Shimizu	Arthur	G.S.		10	20	2022	93	M	Jordan Station	ON
2135	Kwan	Bartholomew Ping			10	21	2022	69	M	Markham	ON
2136	Jackson	Peter	D.		10	22	2022	85	M	East Bay	NS
2137	Born	Gunter			10	23	2022	94	M	Hamilton	ON
2138	Singh	Sarban			10	23	2022	68	M	Halifax	NS
2139	Hausler	Herta	J.	née Thurner	10	24	2022	94	W	Toronto	ON
2140	Meads	Edgar Jr.	G.		10	24	2022	88	M	London	ON
2141	Furlong	Franklin	W.		10	25	2022	81	M	Toronto	ON
2142	Rémillard	Guy			10	25	2022	81	M	Montréal	QC
2143	Ford	Denys	K.		10	26	2022	99	M	Vancouver	BC
2144	Macaulay	Margaret	H.		10	26	2022	92	W	Cornwall	ON
2145	Upfold	Jane	A.		10	26	2022	66	W	London	ON
2146	Onuora	Abraham	N.		10	27	2022	73	M	Saint John	NB
2147	Hardy	Jules			10	28	2022	90	M	Montréal	QC

#	Last Name	First Name	Initial	Other	Month	Day	Year	Age	Gender	City	Province
2070	Tesfaye	Yoseph			9	21	2022	83	M	Burlington	ON
2071	Dawood	Dawood	G.	Georges	9	22	2022	84	M	Montmagny	QC
2072	Gaboury	Jean			9	22	2022	79	M	Saint-Hyacinthe	QC
2073	Hudon	Gilles			9	22	2022	??	M	Saint-Félicien	QC
2074	Curry	Bernadette			9	23	2022	83	W	Calgary	AB
2075	Carlson	Jacqueline Anne	K.	née Smith	9	23	2022	89	W	Toronto	ON
2076	Godsoe	Deborah	E.		9	23	2022	69	W	Saint John	NB
2077	Lemire	Claire	E.		9	23	2022	86	W	Montréal	QC
2078	Marshall	Michael	A.		9	23	2022	45	M	Ponoka	AB
2079	Mazzolani	Luciano			9	23	2022	94	M	Calgary	AB
2080	van Olm	Matt	M.M.J.	Tjerk	9	23	2022	73	M	Calgary	AB
2081	Affias	Shabtai			9	24	2022	83	M	Sydney	NS
2082	Gay	Brian	C.		9	24	2022	95	M	Alymer	QC
2083	Thompson	Gordon	B.		9	24	2022	97	M	Victoria	BC
2084	De Leon	Ilyn	P.		9	25	2022	35	W	Adelaide	AUS
2085	Narciso	Jesus		Jess	9	25	2022	94	M	Victoria	BC
2086	Freedman	Eric			9	25	2022	64	M	Stockton, CA	USA
2087	Norman	Conolly	S.	Con	9	25	2022	86	M	Saint John	NB
2088	Bray	Garth	M.		9	26	2022	86	M	Ottawa	ON
2089	Hebb	Alan	R.		9	26	2022	86	M	Burlington	ON
2090	Hynes	David	M.		9	26	2022	86	M	Simcoe	ON
2091	Walters	William	R.	Bucky, Uncle Bucky	9	26	2022	92	M	Mildmay	ON
2092	Adams	Barrett		Barry	9	27	2022	88	M	Ottawa	ON
2093	Elford	Robert		Wayne	9	27	2022	80	M	Calgary	AB
2094	McCracken	Eric	C.		9	27	2022	97	M	London	ON
2095	Skinner	Edison	B.		9	28	2022	88	M	Bayview	NS
2096	Woods	Ian	B.		9	29	2022	78	M	North Vancouver	BC
2097	Green	John	E.	Jack	9	30	2022	97	M	Ottawa	ON
2098	Porayko	Orest	I.	Opey / Opa / Uncle Ch	9	30	2022	84	M	Vancouver	BC
2099	Simkus	Gerald		Gerry	9	30	2022	66	M	North Vancouver	BC
2100	Gardiner	Paul			10	1	2022	74	M	St. John's	NF
2101	James	John	H.M.		10	2	2022	94	M	Surrey	BC
2102	Rosser	Walter	W.		10	2	2022	80	M	Kingston	ON
2103	Anand	Sundaram	V.	Andy	10	3	2022	91	M	Burlington	ON
2104	Cocker	William	J.B.		10	3	2022	89	M	Stouffville	ON
2105	Gregory	David	A.		10	3	2022	71	M	St. Thomas	ON
2106	Khan	Abdul	H.M.		10	4	2022	90	M	Ottawa	ON
2107	Martin	Robert	G.		10	4	2022	92	M	Stratford	ON
2108	Charlton	Ronald	W.R.		10	5	2022	91	M	Scarborough	ON

#	Last Name	First Name	Initial	Other	Month	Day	Year	Age	Gender	City	Province
2031	Narod	Mairi		née Macdonald	9	3	2022	94	W	White Rock	BC
2032	Oates	Ian			9	3	2022	85	M	Edmonton	AB
2033	Coffey	Edwin	J.	Ed	9	4	2022	94	M	Westmount	QC
2034	Hoskins	Chris	F.	Christopher	9	4	2022	74	M	Edmonton	AB
2035	Lowry	Robin	P.		9	4	2022	75	M	Victoria	BC
2036	Dubord	Paul	J.		9	5	2022	71	M	Vancouver	BC
2037	Nelko	Sidney	L.		9	5	2022	91	M	Winnipeg	MB
2038	Nobbs	Melva	D.	née Imrie	9	5	2022	95	M	Toronto	ON
2039	Harris	Robin	J.		9	6	2022	66	M	Oromocto	NB
2040	Sistek	Vladimir			9	7	2022	90	M	Ottawa	ON
2041	Chang	Maria		Yee-Tak	9	8	2022	46	W	Toronto	ON
2042	Cruess	Sylvia	R.		9	8	2022	92	W	Montréal	QC
2043	Faucher	Lucien		Lou	9	8	2022	82	M	Ottawa	ON
2044	Loper	Raymond	H.	Randy	9	8	2022	72	M	Moose Jaw	SK
2045	Pohlman	Ernest	R.		9	8	2022	87	M	Belleville	ON
2046	Richards	Jo-Anne	E.		9	9	2022	93	W	Burlington	ON
2047	Bouchard	Louis	M.		9	10	2022	81	M	Green Valley	ON
2048	Karia	Amish	R.		9	10	2022	50	M	Winnipeg	MB
2049	Gagné	Carl-Éric			9	10	2022	56	M	Trois-Rivières	QC
2050	Caron	Roger			9	11	2022	86	M	Magog	QC
2051	Cochrane	Robert	C.	Cameron	9	11	2022	94	M	Cobourg	ON
2052	Kokan	Petar	J.		9	14	2022	92	M	Vancouver	BC
2053	McLean	Donald	M.		9	15	2022	96	M	Vancouver	BC
2054	Mitchell	William	G.V.		9	15	2022	85	M	Kamloops	BC
2055	Stanimir	Gerald	W.		9	16	2022	73	M	Montréal	QC
2056	Tu	Jun-bi			9	16	2022	92	M	Markham	ON
2057	Cruickshank	Robert		Blaine	9	17	2022	71	M	Waterloo	ON
2058	Drummond	Alasdair	R.		9	17	2022	71	M	Stettler	AB
2059	Millman	David	G.		9	17	2022	84	M	Vancouver	BC
2060	Copti	Michel			9	18	2022	87	M	St-Hubert	QC
2061	Foss	Matthew			9	18	2022	32	M	Hamilton	ON
2062	Irwin	Patricia	J.	née Scully	9	18	2022	91	W	Cornwall	ON
2063	Kwong	Paul		Tin Yum	9	19	2022	73	M	Brampton	ON
2064	Newton	Arnold		Arnie	9	19	2022	74	M	Ottawa	ON
2065	Virk	Manjit Singh			9	19	2022	72	M	Brampton	ON
2066	Urbankiewicz	Lester	R.	Les	9	20	2022	66	M	Toronto	ON
2067	Clark	Kerr	W.		9	21	2022	81	M	Hanover	ON
2068	Henderson	Scott	L.		9	21	2022	71	M	Oshawa	ON
2069	Kirby	Henry			9	21	2022	86	M	Courtenay	BC

#	Last Name	First Name	Initial	Other	Month	Day	Year	Age	Gender	City	Province
1992	Reader	Robert	W.	Bob	8	5	2022	81	M	Midland	ON
1993	Doucet	Noël			8	8	2022	94	M	Nicolet	QC
1994	Shalom	Maurice	S.		8	8	2022	97	M	Calgary	AB
1995	Massé	Robert			8	9	2022	72	M	Magog	QC
1996	Christie-Seely	Janet			8	11	2022	83	W	Ottawa	ON
1997	Stewart	John	A.		8	12	2022	84	M	Thornhill	ON
1998	Wang	David		Wen Shan	8	13	2022	85	M	London	ON
1999	du Toit	Nadia			8	16	2022	44	W	Edmonton	AB
2000	Kalla	Judith		Judy / née Hornung	8	16	2022	88	W	Vancouver	BC
2001	Krieger	Howard	M.		8	16	2022	76	M	Barrie	ON
2002	Kresan	Patricia	J.		8	18	2022	69	W	Barrie	ON
2003	Buhariwalla	Rusi	J.		8	20	2022	94	M	Sydney	NS
2004	Murray	Duncan			8	22	2022	92	M	Hinton	AB
2005	Epstein	Shirley			8	23	2022	??	W	Toronto	ON
2006	Grenier	Gilles			8	23	2022	78	M	Saint-Hubert	QC
2007	Martin	Barry	A.		8	23	2022	77	M	Bracebridge	ON
2008	Smith	Ronald	J.		8	23	2022	79	M	Edmonton	AB
2009	Tatham	Ruth	M.	née Bell	8	24	2022	92	W	Guelph	ON
2010	Favreau	Marc	B.M.		8	25	2022	79	M	Montréal	QC
2011	Hanna	Sherif	S.		8	25	2022	74	M	Toronto	ON
2012	Takats	Laszlo	N.		8	25	2022	85	M	Edmonton	AB
2013	Prabhakaran	Varagur	M.	Victor	8	26	2022	78	M	London	ON
2014	Robb	George	M.		8	26	2022	91	M	Burnaby	BC
2015	Bailey	David	G.		8	27	2022	78	M	London	ON
2016	Lawernce	Donald	G.M		8	28	2022	90	M	Montréal	QC
2017	Graham	Ian	D.		8	29	2022	88	M	Toronto	ON
2018	McGeer	Patrick	L.		8	29	2022	95	M	Vancouver	BC
2019	Stewart	Hugh	V.		8	30	2022	75	M	Lethbridge	AB
2020	Behar	Natan			8	31	2022	75	M	Cornwall	ON
2021	Sunley	John	G.		8	31	2022	87	M	Port Coquitlam	BC
2022	Balaishis	David	A.		9	1	2022	79	M	Aurora	ON
2023	Bertram	Ewart	G.		9	1	2022	99	M	Thornhill	ON
2024	Boivin	Yvan	G.		9	1	2022	90	M	Montréal	QC
2025	Jaco	Nick			9	1	2022	101	M	London	ON
2026	Harvey	Patricia	T.		9	2	2022	69	W	Dundas	ON
2027	Jaco	Nicholas	T.		9	2	2022	101	M	London	ON
2028	Marsh	Lorne	A.		9	2	2022	71	M	Halifax	NS
2029	Rawling	Lindsay	D.		9	2	2022	43	W	Vancouver	BC
2030	Kelly	John	W.		9	3	2022	94	M	Pointe-Claire	QC

#	Last Name	First Name	Initial	Other	Month	Day	Year	Age	Gender	City	Province
1953	Lacourcière	Yves			7	19	2022	80	M	Québec City	QC
1954	Moulton	Richard			7	19	2022	94	M	Victoria	BC
1955	Sawicki	Jakub	T.		7	19	2022	36	M	Mississauga	ON
1956	Muir	Ronald	J.	Ron	7	20	2022	86	M	Dartmouth	NS
1957	Williams	Stephen			7	20	2022	81	M	Camlachie	ON
1958	Booth	Edward	J.		7	21	2022	80	M	Surrey	BC
1959	Collins	Jean-Pierre			7	21	2022	78	M	Laval	QC
1960	Ridge	John	W.	Dr. Jack or Doc Ridge	7	21	2022	96	M	Mount Hope	ON
1961	Cartier	Richard			7	22	2022	60	M	Saint-Jérôme	QC
1962	Reed-Szabo	Carol	A.		7	22	2022	82	W	Toronto	ON
1963	Machin	Geoffrey	A.		7	23	2022	82	M	Victoria	BC
1964	Mazlouman	Shahriar Jalali			7	23	2022	44	M	Melville	SK
1965	Moniuszko	Monika	B.	née Rygielska	7	23	2022	79	W	Edmonton	AB
1966	Godfrey	Charles			7	24	2022	104	M	Madoc	ON
1967	Bensimon	Joseph	R.		7	25	2022	95	M	Vancouver	BC
1968	Bienenstock	John			7	25	2022	85	M	Hamilton	ON
1969	Buyting	Ryan	M.		7	26	2022	27	M	Edmonton	AB
1970	Stickles	Lee	E.		7	27	2022	94	M	Fredericton	NB
1971	MacLeod	Edgar	A.		7	28	2022	84	M	Moncton	NB
1972	Nayman	Candace			7	28	2022	27	W	Hamilton	ON
1973	Barber	Neil			7	29	2022	73	M	Kingston	ON
1974	Bongard	Howard	B.		7	29	2022	74	M	Scarborough	ON
1975	Cameron	John	C.S.		7	29	2022	78	M	Toronto	ON
1976	Chouinard	Crescent			7	29	2022	84	M	Québec City	QC
1977	Mthandazo	Michael	M.		7	30	2022	41	M	Vernon	BC
1978	Smith	John	D.		7	31	2022	77	M	Mineville	NS
1979	Vaillancourt	Francis	W.	Frank	7	31	2022	95	M	Ottawa	ON
1980	Balaishis	David	A.		8	1	2022	79	M	Thornhill	ON
1981	Berthiaume	Jean-Pierre	A.		8	1	2022	80	M	Outremont	QC
1982	Couturier	François			8	1	2022	63	M	Saint-Lambert	QC
1983	McKee	Nancy	H.	Condliffe	8	1	2022	75	W	Toronto	ON
1984	Onayemi	Adébùsólá (Bùsólá) O	A.	Adébùsólá (Bùsólá) Or	8	1	2022	71	M	Barrie	ON
1985	Stone	James			8	2	2022	73	M	Brantford	ON
1986	Bimbi-Kovacs	Agnès			8	3	2022	98	W	Westmount	QC
1987	Mak	Vincent		Chi Wai	8	3	2022	61	M	Markham	ON
1988	Simms	Kiri	J.M.		8	3	2022	64	W	North Saanich	BC
1989	Blundell	Peter			8	4	2022	92	M	Montréal	QC
1990	Lloyd-Jones	Philip	M.		8	4	2022	80	M	Vancouver	BC
1991	Cameron	Charles	G.		8	5	2022	100	M	Toronto	ON

#	Last Name	First Name	Initial	Other	Month	Day	Year	Age	Gender	City	Province
1914	Choudhuri	Satyam			6	29	2022	25	M	Toronto	ON
1915	Côté-Beck	Martin	E.		6	29	2022	68	M	Guelph	ON
1916	Gayle	Barrington	A.		6	29	2022	92	W	Toronto	ON
1917	Martin	Jacques			6	29	2022	88	M	Windsor	QC
1918	Lee	Mark	H.		6	30	2022	??	M	Richmond Hill	ON
1919	van der Westhuizen	Andrew	N.		6	30	2022	36	M	Kamloops	BC
1920	Krahn	Murray			7	1	2022	65	M	Toronto	ON
1921	Ménard	Eugène	A.	Gene	7	1	2022	87	M	Ottawa	ON
1922	Finkelstein	Silvio			7	2	2022	88	M	Westmount	QC
1923	Bartolucci	Giampiero			7	3	2022	88	M	Hamilton	ON
1924	Turnbull	Kenneth	W.		7	3	2022	84	M	Delta	BC
1925	Chin	Gordon			7	4	2022	63	M	Regina	SK
1926	Iverson	Arthur			7	4	2022	83	M	Saskatoon	SK
1927	Fung	Paul		Chin Pok	7	5	2022	85	M	Edmonton	AB
1928	Matvenko	Jack			7	6	2022	94	M	Victoria	BC
1929	Chun	Young Choo			7	7	2022	86	M	Yarmouth	NS
1930	Smolkin	Robert	D.		7	7	2022	86	M	Ottawa	ON
1931	Saunders	Sylvia	L.		7	8	2022	75	W	Saint John	NB
1932	Mahon	Kingsley	W.		7	10	2022	87	M	Sarnia	ON
1933	Nathanson	Daniel	V.		7	10	2022	87	M	Dundas	ON
1934	Ruel	Jean-Marie			7	10	2022	84	M	Ottawa	ON
1935	Caza	MacDonald			7	11	2022	95	M	St-Zotique	QC
1936	Wrigley	Frederic	R.H.	Deric	7	11	2022	97	M	North York	ON
1937	Donald	Gregory	L.	Greg	7	12	2022	71	M	Ammon	NB
1938	Kumar	Ragbir	S.	Raj	7	12	2022	82	M	Cambridge	ON
1939	Behzadizad	Baharan			7	13	2022	43	W	??	NF
1940	Cone	Richard	L.		7	15	2022	69	M	Nanaimo	BC
1941	Gingras	Claude			7	15	2022	77	M	Lévis	QC
1942	Loomer	Christopher	R.		7	15	2022	74	M	Victoria	BC
1943	Hannam	Paul	D.		7	16	2022	50	M	Toronto	ON
1944	Roy	Jacques	H.		7	16	2022	86	M	Gatineau	QC
1945	Uhthoff	Hans-Klaus			7	16	2022	96	M	Ottawa	ON
1946	Lansing	Allan	M.		7	17	2022	93	M	Louisville, KY	USA
1947	Segall	Lorne	E.		7	17	2022	49	M	Mississauga	ON
1948	Evans	John	P.	Jack	7	18	2022	87	M	Dundas	ON
1949	McKenzie	Stephen	W.		7	18	2022	68	M	Mississauga	ON
1950	Staples	Thomas			7	18	2022	91	M	Ingersoll	ON
1951	Wolfish	Norman	M.		7	18	2022	86	M	Greely	ON
1952	Fleming	Bruce	A.		7	19	2022	70	M	Vancouver	BC

#	Last Name	First Name	Initial	Other	Month	Day	Year	Age	Gender	City	Province
1875	Lim	Chong	W.		6	4	2022	89	M	Prince George	BC
1876	Choptiany	Robert		Bob	6	6	2022	66	M	Winnipeg	MB
1877	Alexis	Mercy	E.		6	7	2022	78	W	Etobicoke	ON
1878	McTavish	Edward	M.		6	8	2022	86	M	Victoria	BC
1879	Mullens	James	E.	Ted	6	8	2022	96	M	Owen Sound	ON
1880	Lawson	Lindsay	M.		6	9	2022	75	W	Victoria	BC
1881	Beaglehole	Peter			6	10	2022	89	M	Sidney	BC
1882	Ballard	Betty			6	11	2022	75	W	Oshawa	ON
1883	Brumwell	Charles	A.		6	11	2022	90	M	Vancouver	BC
1884	Heslip	Patrick	G.		6	11	2022	83	M	Edmonton	AB
1885	Samu	Peter	C.		6	12	2022	??	M	Toronto	ON
1886	Henry	Alexander	F.	Sandy	6	13	2022	95	M	Ottawa	ON
1887	Rice	Patrick	O.	Paddy	6	13	2022	70	M	Portage la Prairie	MB
1888	Yong	Robert	Y.S.		6	13	2022	91	M	New Westminster	BC
1889	Wills	David	G.		6	14	2022	87	M	Halifax	NS
1890	Ellison	Philip	A.		6	15	2022	69	M	Toronto	ON
1891	Garry	Thomas	V.	Tom	6	15	2022	88	M	Brechin	ON
1892	Stevenson	Cameron	M.		6	15	2022	92	M	Kingston	ON
1893	Aboo	Aboobaker	S.		6	16	2022	72	M	Ottawa	ON
1894	Walsson	Romeo	R.		6	16	2022	78	M	Edmonton	AB
1895	Beaudoin	André			6	17	2022	94	M	Québec City	QC
1896	Leahy	Phillip	J.		6	17	2022	100	M	Teeswater	ON
1897	Leung	Wai Man			6	17	2022	88	M	Surrey	BC
1898	Piper	Michael	S.		6	17	2022	78	M	Vancouver	BC
1899	Asano	Kouichi			6	18	2022	90	M	Vancouver	BC
1900	MacCormick	Leo	D	Wimpy	6	18	2022	92	M	Northside East Bay	NS
1901	MacNeil	Charles	W.	Chuck	6	18	2022	77	M	New Glasgow	NS
1902	Bowerman	Derek	J.		6	19	2022	93	M	Oshawa	ON
1903	Safakish	Ramin			6	20	2022	55	M	Toronto	ON
1904	Khamsi	Firouz			6	21	2022	80	M	Toronto	ON
1905	Beddage	Victorine	Y.	née Loshani / Vicki	6	22	2022	79	W	Niagara Falls	ON
1906	Majerovics	Anna			6	23	2022	67	W	Montréal	QC
1907	Ciszewski	Teofil-Stanislaw		Tolek	6	24	2022	84	M	Brockville	ON
1908	Johnston	Michael	A.		6	24	2022	92	M	Dundas	ON
1909	Dostrovsky	Esther	S.	née Krigstein	6	24	2022	??	W	Toronto	ON
1910	Wagner	John	C.	Jack	6	24	2022	95	M	Red Deer	AB
1911	Irazuzta	Jorge	O.E.		6	25	2022	78	M	Hamilton	ON
1912	Quigley	John	H.	Jack	6	25	2022	97	M	Halifax	NS
1913	Virey	Maselle	G.		6	26	2022	68	M	Mississauga	ON

#	Last Name	First Name	Initial	Other	Month	Day	Year	Age	Gender	City	Province
1836	Turner	Katherine	L.		5	5	2022	93	W	Dundas	ON
1837	Chamia	Nabil			5	6	2022	86	M	Ottawa	ON
1838	Montfort	Frank	G.		5	6	2022	94	M	Oakville	ON
1839	Armstrong	Alan	H.		5	8	2022	90	M	Brampton	ON
1840	Asselstine	Kenneth	M.		5	10	2022	91	M	North Bay	ON
1841	Baker	Frederick	W.		5	11	2022	90	M	Canmore	AB
1842	Merker	Donald	S.		5	11	2022	79	M	Toronto	ON
1843	Shuber	Jack			5	11	2022	??	M	Toronto	ON
1844	Tyson	John	E.A.		5	12	2022	86	M	Clifford	ON
1845	Simkin	Ruth	J.		5	13	2022	78	W	Victoria	BC
1846	Laverdière	David			5	14	2022	48	M	Chicoutimi	QC
1847	Cranston	Robert	J.	Bob	5	15	2022	89	M	Burlington	ON
1848	Mendelson	Jack			5	15	2022	86	M	Montréal	QC
1849	Yoneda	Joshua			5	16	2022	27	M	Kamloops	BC
1850	Brown	Donald	C.		5	18	2022	89	M	Dartmouth	NS
1851	Lapierre	Bernard			5	18	2022	75	M	Longueuil	QC
1852	Idami	Wilson			5	19	2022	54	M	Aurora	ON
1853	Brubacher	Lloyd			5	20	2022	83	M	London	ON
1854	Henning	Elwood		Terry	5	20	2022	83	M	Nanaimo	BC
1855	Wu	Arthur			5	20	2022	77	M	Oakville	ON
1856	Cole	Christopher	P.		5	21	2022	62	M	Windsor	ON
1857	Evans	David			5	21	2022	89	M	Toronto	ON
1858	Lawson	David	A.		5	22	2022	91	M	Kitchener	ON
1859	Daniels	Allan	W.		5	23	2022	78	M	Cranbrook	BC
1860	Huestis	William	S.	Stuart	5	23	2022	89	M	Kentville	NS
1861	Lauzon	Norman	A.		5	24	2022	73	M	Williamstown	ON
1862	Tozman	Seymour			5	25	2022	83	M	Toronto	ON
1863	Wynd	Peter	B.		5	27	2022	82	M	Peterborough	ON
1864	Létourneau	Jean-Louis			5	28	2022	95	M	Trois-Rivières	QC
1865	Sampath	Hugh			5	28	2022	95	M	St. John's	NF
1866	MacDonald	Frank			5	29	2022	69	M	Charlottetown	PE
1867	McMillan	Donald	A.		5	29	2022	97	M	Thorold	ON
1868	Brubacher	Lloyd			5	30	2022	82	M	London	ON
1869	Mickus	Vytautas	A.		5	30	2022	83	M	Renfrew	ON
1870	Harricharan	Cecil	E.		5	31	2022	93	M	Thornhill	ON
1871	Page	William	E.		6	1	2022	97	M	Brantford	ON
1872	Briscoe	Maureen	P.		6	2	2022	87	W	Kingston	ON
1873	Enarson	Donald			6	2	2022	75	M	Surrey	BC
1874	Joseph	Javed			6	2	2022	80	M	Regina	SK

#	Last Name	First Name	Initial	Other	Month	Day	Year	Age	Gender	City	Province
1797	Warner	Renate	M.	née Rae	4	14	2022	93	W	Vancouver	BC
1798	Hould	Fernand	J.		4	15	2022	94	M	Québec City	QC
1799	McLaughlin	Bernadette	J.	née de Sainte Marie	4	15	2022	95	W	Pointe-Claire	QC
1800	Patry	David	G.		4	15	2022	77	M	Calgary	AB
1801	Shouldice	Earle	B.	Byrnes	4	15	2022	92	M	Toronto	ON
1802	Stevens	Robert			4	15	2022	90	M	King City	ON
1803	Beilby	William	J.		4	17	2022	74	M	Ottawa	ON
1804	Stavraky	Waldo	K.		4	18	2022	87	M	London	ON
1805	Donaldson	George	W.	Keith	4	19	2022	85	M	Vancouver	BC
1806	Lundquist	Ahti			4	19	2022	93	M	Cambridge	ON
1807	Richards	Terence	A.		4	19	2022	93	M	Burlington	ON
1808	Sheffman	Edward	J.		4	19	2022	93	M	North York	ON
1809	Taylor	John	R.		4	20	2022	82	M	Mississauga	ON
1810	Dobrowolski	Marek			4	22	2022	75	M	Ottawa	ON
1811	Ho	Gnee Khong			4	22	2022	75	M	Vancouver	BC
1812	Kopytek	Stefan	W.		4	22	2022	102	M	Etobicoke	ON
1813	Steele	Donald	C.		4	22	2022	92	M	St. Catharines	ON
1814	Jahshan	Sami	A.		4	23	2022	82	M	Brantford	ON
1815	Sheehan	Ciaran	B.		4	23	2022	73	M	Essex	ON
1816	Yau	Anthony		Pak Choong (Tony)	4	23	2022	82	M	Toronto	ON
1817	Bridgman	Elizabeth	R.	Betty	4	24	2022	97	W	Stoney Creek	ON
1818	Langlois	Marcel			4	25	2022	92	M	Québec City	QC
1819	Turner	John	J.		4	27	2022	84	M	North York	ON
1820	Dick	Donald	A.L.		4	29	2022	97	M	Birmingham, AL	USA
1821	Aaron	Lorne			4	30	2022	56	M	Montréal	QC
1822	Davis	Frederick	A.		4	30	2022	83	M	Powell River	BC
1823	Ledezma	José			5	1	2022	74	M	Saint John	NB
1824	Asplin	Philip	W.		5	2	2022	76	M	Campbell River	BC
1825	Bergeron	Armand			5	2	2022	91	M	Québec City	QC
1826	Handscomb	Arthur			5	2	2022	87	M	Southampton	ON
1827	Maloney	Justin	P.		5	2	2022	74	M	Ottawa	ON
1828	Comm	Glenn	D.		5	4	2022	67	M	Calgary	AB
1829	Luce	John	T.	Jack	5	4	2022	80	M	St. Catharines	ON
1830	Sokolowska	Anna Maria		Hania	5	4	2022	??	W	Ottawa	ON
1831	Baragar	Fletcher	D.		5	5	2022	94	M	Winnipeg	MB
1832	Buehrle	Roland			5	5	2022	78	M	Waterloo	ON
1833	Lawler	Maeve	P.	Fahy	5	5	2022	67	M	Kingston	ON
1834	Robertson	Gordon	R.		5	5	2022	91	M	Nanaimo	BC
1835	Shulman	Ralph			5	5	2022	93	M	Vancouver	BC

#	Last Name	First Name	Initial	Other	Month	Day	Year	Age	Gender	City	Province
1758	Ruparelia	Bhagwanji	C.	B.C.	3	22	2022	85	M	Brockville	ON
1759	Ecker	Donald	A.		3	23	2022	90	M	Guelph	ON
1760	Tremblay	Jacques			3	23	2022	75	M	Montréal	QC
1761	MacEachern	William	N.	Bill	3	24	2022	89	M	Waterloo	ON
1762	Svenson	Larry			3	24	2022	57	M	Edmonton	AB
1763	Stefansson	Donald	A.		3	25	2022	69	M	Toronto	ON
1764	Stecko	George	D.		3	26	2022	85	M	Kelowna	BC
1765	MacCallum	Johnstone	S.	Jonny	3	27	2022	72	M	Guelph	ON
1766	Batth	Sue	K.	Sukhjit	3	28	2022	74	W	Ottawa	ON
1767	Clapperton	Joyce	C.		3	29	2022	90	W	Cochrane	AB
1768	Lewis	Harvey	Y.		3	29	2022	92	M	Lake of Bays	ON
1769	Bercovitch	David	D.	Danny	3	31	2022	88	M	Montréal	QC
1770	Ford-Jones	Anthony	E.		3	31	2022	73	M	Burlington	ON
1771	Walker	Kenneth	J.		3	31	2022	64	M	Forest	ON
1772	Abikhzer	Victor			4	1	2022	??	M	Montréal	QC
1773	Riese	Nichole	M.		4	1	2022	63	W	Winnipeg	MB
1774	Davies	Charles	K.		4	1	2022	90	M	Calgary	AB
1775	Lahnsteiner	Eric	P.		4	2	2022	65	M	Mississauga	ON
1776	Hope	Charles	E.		4	3	2022	83	M	Peterborough	ON
1777	Morris	Leo			4	3	2022	91	M	Alexandria	ON
1778	Wong	Edwin		Man-Wei	4	3	2022	95	M	Vancouver	BC
1779	Russell	Gregory	F.		4	5	2022	87	M	Paradise	NF
1780	Watters	Gordon	V.		4	5	2022	93	M	Montréal-Ouest	QC
1781	Engels	Holger		Hoagie	4	7	2022	61	M	North Bay	ON
1782	Laurier	Michel			4	7	2022	73	M	Montréal	QC
1783	Lim	Frances	S.		4	7	2022	83	W	North York	ON
1784	Peters	James	A.	Jim	4	7	2022	89	M	Port Dover	ON
1785	Gottesman	Ronald	D.		4	8	2022	64	M	Hampstead	QC
1786	Jenken	Carol	L.		4	8	2022	67	W	Victoria	BC
1787	Niznick	Joel	M.		4	8	2022	67	M	Ottawa	ON
1788	Dain	Irving			4	9	2022	89	M	Hamilton	ON
1789	Devroede	Ghislain	J.		4	9	2022	84	M	Sherbrooke	QC
1790	Tyberg	John			4	10	2022	83	M	Calgary	AB
1791	Haberfellner	Helga	M.		4	11	2022	94	W	Toronto	ON
1792	Rioux	Rosaire			4	12	2022	74	M	Rimouski	QC
1793	Hallgren	Robert	A.		4	13	2022	83	M	Edmonton	AB
1794	Bernier	Raymond			4	14	2022	94	M	Lévis	QC
1795	Marshall	Lynn	M.		4	14	2022	79	W	Oakville	ON
1796	Molotiu	Nicolae		Nic	4	14	2022	84	M	Strathroy	ON

#	Last Name	First Name	Initial	Other	Month	Day	Year	Age	Gender	City	Province
1719	Schirmer	Kurt			3	1	2022	94	M	Montréal	QC
1720	Tambourgi	Roland			3	3	2022	78	M	Québec City	QC
1721	Vetiska	Frantisek			3	4	2022	82	M	Burlington	ON
1722	Rees	Peter	M.		3	5	2022	79	M	West Vancouver	BC
1723	Hood	Eric			3	5	2022	83	M	Toronto	ON
1724	Steele	Robert		Bob	3	5	2022	93	M	Kingston	ON
1725	Balaton	Joseph Sr.			3	6	2022	93	M	Warman	SK
1726	Goertzen	George			3	6	2022	93	M	Surrey	BC
1727	Leishman	Donald	M.		3	6	2022	72	M	Thunder Bay	ON
1728	Tucker	Stephen	W.		3	6	2022	80	M	Bell Island	NF
1729	Bédard	Guy			3	7	2022	83	M	Québec City	QC
1730	Campbell	Ross	D.		3	7	2022	93	M	Edmonton	AB
1731	Loveless	Peter	A.		3	7	2022	83	M	Hamilton	ON
1732	Vetiska	Frantisek			3	7	2022	81	M	Burlington	ON
1733	McGaughey	Hugh	R.		3	8	2022	90	M	Monarch	AB
1734	Germain	Paul-Eugène			3	10	2022	84	M	Québec City	QC
1735	Mireault	Gilles			3	10	2022	73	M	Joliette	QC
1736	Williams	Mary	E.	Betty	3	10	2022	94	W	Edmonton	AB
1737	Bennett	William	F.		3	11	2022	76	M	Oakville	ON
1738	Singh	Roopnarine			3	12	2022	86	M	Montréal	QC
1739	Adduri	Rao	V.		3	13	2022	82	M	Winnipeg	MB
1740	Tilly	William	A.		3	13	2022	81	M	Ajax	ON
1741	Harris	Bradley	J.		3	14	2022	49	M	Royston	BC
1742	MacLean	Robert	J.	Bob aka Dr. Bob	3	14	2022	96	M	Vancouver	BC
1743	Markham	William	G.		3	14	2022	94	M	Sechelt	BC
1744	Douglas	Mary	C.V.		3	15	2022	95	W	Dundas	ON
1745	Yoshioka	John	M.		3	15	2022	97	M	Mississauga	ON
1746	Amundson	Clifford			3	17	2022	94	M	Collingwood	ON
1747	Buckley	George			3	17	2022	??	M	??	ON
1748	Mikael	Gaby	G.		3	17	2022	51	M	Moncton	NB
1749	Sauvé	Gaston			3	17	2022	97	M	Verdun	QC
1750	Amundsen	Blair	R.		3	18	2022	78	M	Cowley	AB
1751	Armstrong	Donald	J.		3	18	2022	86	M	Calgary	AB
1752	Sangster	John			3	18	2022	79	M	London	ON
1753	Barro	Lee			3	19	2022	76	M	Dartmouth	NS
1754	Hudon	Claude			3	19	2022	74	M	Rimouski	QC
1755	Coyle	James	H.		3	20	2022	87	M	Etobicoke	ON
1756	Creighton	Robert	J.	RJ	3	20	2022	88	M	Walkerton	ON
1757	Bladek	Roman			3	22	2022	97	M	Etobicoke	ON


#	Last Name	First Name	Initial	Other	Month	Day	Year	Age	Gender	City	Province
1679	Munroe	James	P.	Jim	2	8	2022	87	M	Victoria	BC
1681	Clendenning	Robert	D.	Bob	2	10	2022	71	M	Ottawa	ON
1682	Moyes	Alexander			2	11	2022	87	M	Vancouver	BC
1683	Conrod	Cheryl	K.		2	12	2022	59	W	Sydney	NS
1684	Fraser	Ronald	M.	Ron	2	12	2022	90	M	Calgary	AB
1685	Gagné	Denise			2	12	2022	75	W	Saint-Augustin-de-Desmaures	QC
1686	Matthews	Raymond	L.	Ray	2	12	2022	94	M	Kingston	ON
1687	Lee	Stuart	B.		2	13	2022	87	M	Toronto	ON
1688	MacDonald	Donald	A.		2	13	2022	96	M	Vancouver	BC
1689	Stefanos	Michael		Gamal Fahmy	2	13	2022	50	M	Mississauga	ON
1690	Berg	David	B.		2	14	2022	84	M	Vancouver	BC
1691	Chalut	Pierre			2	14	2022	93	M	Brossard	QC
1692	Rouleau	Yves			2	14	2022	63	M	Lévis	QC
1693	Malloy	John	J.	Jack	2	15	2022	90	M	Thunder Bay	ON
1694	McDonald	Hugh	D.		2	16	2022	98	M	Vancouver	BC
1695	Wagg	Ovas	H.		2	16	2022	93	M	Collingwood	ON
1696	Ferrier	Donald	J.		2	17	2022	64	M	Vancouver	BC
1697	Fortin	Claude	L.		2	17	2022	91	M	Saint-Bruno	QC
1698	Roy	Wilfred	A.		2	17	2022	98	M	Carleton Place	ON
1699	Allen	Angelita		Angie	2	18	2022	84	W	Dartmouth	NS
1700	Arnold	John	M.O.		2	18	2022	71	M	London	ON
1701	Berezny	Gary	M.		2	18	2022	70	M	Kingston	ON
1702	Smith	Selwyn	M.		2	18	2022	79	M	Sydney	AUS
1703	Ménard	Daniel	B.		2	19	2022	72	M	Sherbrooke	QC
1704	Fitzgerald	Thomas	M.		2	20	2022	84	M	Montréal	QC
1705	Anderson	James	R.	Jay	2	21	2022	101	M	London	ON
1706	Begin	Paul	A.		2	21	2022	62	M	Springhill	NS
1707	Heath	Sheldon	E.		2	22	2022	91	M	Toronto	ON
1708	Hendriks	Édouard			2	23	2022	66	M	St-Jacques	NB
1709	Langer	Bernard			2	23	2022	89	M	Toronto	ON
1710	Sadek-Botros	Gamal	E.		2	23	2022	69	M	London	ON
1711	Swanson	Gary	E.		2	23	2022	85	M	Calgary	AB
1712	Fairbank	William	H.D.	Bill	2	25	2022	97	M	Vancouver	BC
1713	Poznan	Zoltan			2	26	2022	92	M	Toronto	ON
1714	Steinhoff	Gary	E.		2	26	2022	72	M	Victoria	BC
1715	Boodansingh	Francis	L.		2	27	2022	84	M	St. John's	NF
1716	Screech	Guy			2	27	2022	93	M	Victoria	BC
1717	Brisson	Dennis	A.T.		3	1	2022	89	M	Windsor	ON
1718	Johnston	John	J.	J.J.	3	1	2022	98	M	Calgary	AB

#	Last Name	First Name	Initial	Other	Month	Day	Year	Age	Gender	City	Province
1640	De Saint Victor	Jean	R.		1	18	2022	79	M	Cowansville	QC
1641	FitzGerald	Marcus	J.	Mark	1	18	2022	66	M	Vancouver	BC
1642	Fox	Gordon	S.		1	18	2022	86	M	Toronto	ON
1643	Valente	Manuel	C.	Manny	1	18	2022	91	M	Regina	SK
1644	Goad	Frederick	D.		1	19	2022	97	M	Langley	BC
1645	Strauss	Hans	D.		1	19	2022	77	M	North York	ON
1646	Larouche	Léon			1	20	2022	77	M	La Baie	QC
1647	Lobley	Percy	G.	Gren	1	20	2022	100	M	Bracebridge	ON
1648	Schwarz	Gaston			1	20	2022	83	M	Montréal	QC
1649	Abdel-Barr	Samir			1	22	2022	89	M	West Vancouver	BC
1650	Beauchemin	Pierre			1	22	2022	74	M	Saint-Augustin-de-Desmaures	QC
1651	Helt	Maria	C.		1	22	2022	94	W	Hamilton	ON
1652	Macaulay	Donald	W.		1	22	2022	90	M	Fredericton	NB
1653	Ramsey	Michael	S.		1	22	2022	85	M	Hacketts Cove	NS
1654	Auyeung	Wayne		Wing Chung	1	23	2022	52	M	Markham	ON
1655	Hennessy	John	P.		1	23	2022	94	M	Sudbury	ON
1656	O'Brien-Bell	John		J.O.B.B	1	23	2022	92	M	Surrey	BC
1657	Belch	Wilbert	W.	Bill	1	24	2022	94	M	Toronto	ON
1658	Levesque	Fernand	H.		1	24	2022	95	M	Ottawa	ON
1659	Biro	John	E.		1	25	2022	81	M	Ottawa	ON
1660	Soklaridis	Basil			1	26	2022	92	M	Scarborough	ON
1661	Nawaz	Ahmad			1	27	2022	92	M	Timmins	ON
1662	Gosbee	John	L.		1	29	2022	80	M	Calgary	AB
1663	Keohane	John Sr.	T.F.		1	29	2022	94	M	Edmonton	AB
1664	Macpherson	Iain	G.		1	29	2022	97	M	Moncton	NB
1665	Van Loon	Glen	R.		1	29	2022	81	M	Murray, KY	USA
1666	Hershfield	Earl	S.		1	30	2022	87	M	Winnipeg	MB
1667	Stark	Donald	F.		1	31	2022	71	M	Vancouver	BC
1668	Fraser	Robert	C.	Bob or Froggie	2	1	2022	85	M	Kentville	NS
1669	Maguire	Thomas			2	1	2022	75	M	Edmonton	AB
1670	Pereira	Valdemar	L.		2	1	2022	89	M	Verdun	QC
1671	Seifert	Oliver			2	3	2022	58	M	Edmonton	AB
1672	Ban	Thomas	A.		2	4	2022	92	M	Toronto	ON
1673	Carré	Aurélien			2	4	2022	86	M	Chicoutimi	QC
1674	Daigle	Egbert			2	4	2022	97	M	Dieppe	NB
1675	Hurwitz	Jeffrey	J.		2	4	2022	78	M	Toronto	ON
1676	Chiu	Hak Ming			2	5	2022	83	M	Oshawa	ON
1677	Rancourt	Denis			2	5	2022	86	M	Québec City	QC
1678	Hartley	Frederick	C.		2	6	2022	91	M	Vernon	BC

#	Last Name	First Name	Initial	Other	Month	Day	Year	Age	Gender	City	Province
1601	Puodziukas	Edward	L.		1	4	2022	74	M	Etobicoke	ON
1602	Soudek	Vera			1	4	2022	97	W	Kingston	ON
1603	Jeanbart	Pierre	G.		1	5	2022	83	M	Montréal	QC
1604	DeJong	Mary	J.	née Mitham	1	5	2022	95	W	Westmount	QC
1605	Bayrakal	Sadi			1	6	2022	94	M	Vancouver	BC
1606	Burns	Jonathan	A.		1	6	2022	56	M	Abbotsford	BC
1607	Carom	Donald	P.	Don	1	6	2022	84	M	Windsor	ON
1608	Stark	Robert	G.		1	6	2022	88	M	Winnipeg	MB
1609	Wyse	George	D.		1	6	2022	80	M	Canmore	AB
1610	Garson	Ronald	D.		1	7	2022	91	M	Ottawa	ON
1611	Gruber	Dinah	C.		1	7	2022	86	W	North York	ON
1612	Harding	Godfrey	K.		1	7	2022	79	M	Winnipeg	MB
1613	Levy	Richard	E.		1	7	2022	??	M	Hamilton	ON
1614	Walker	John			1	7	2022	81	M	Edmonton	AB
1615	Junor	Donald	G.		1	8	2022	81	M	Prince Albert	SK
1616	Stepita	Edith			1	8	2022	89	W	Stoney Creek	ON
1617	Chakrabortty	Snehalata			1	9	2022	83	W	Minden	ON
1618	Loukides	Nicholas	E.		1	9	2022	72	M	Toronto	ON
1619	Turner	George	R.		1	9	2022	81	M	Mississauga	ON
1620	Haust	Daria	M.		1	11	2022	100	W	Toronto	ON
1621	Reid	Philip	H.		1	11	2022	81	M	Rothestay	NB
1622	Wong	Chih Lun			1	11	2022	97	M	London	ON
1623	Lundeen	Richard	C.	Rick	1	12	2022	73	M	Edmonton	AB
1624	Moreault	Philippe			1	12	2022	92	M	Ste-Adèle	QC
1625	Shaw	Jennifer		Jennie	1	12	2022	??	W	North Vancouver	BC
1626	Amog-Kerr	Lea	M.		1	13	2022	80	W	Cambridge	ON
1627	Dickinson	Gail	V.		1	13	2022	78	W	Sidney	BC
1628	Allard	Michael	J.		1	15	2022	78	M	Comox	BC
1629	Bruce	William	R.	Bob	1	15	2022	92	M	Toronto	ON
1630	Gentili	Fred			1	15	2022	74	M	Toronto	ON
1631	Phillips	James	N.	Jim	1	15	2022	91	M	Guelph	ON
1632	Saunders	Clifford	G.	Grant	1	15	2022	81	M	Winnipeg	MB
1633	Roy	Gérard			1	15	2022	88	M	Québec City	QC
1634	Beeharry	Deegrajsing		Raj	1	16	2022	89	M	Calgary	AB
1635	Trahan	André	G.		1	16	2022	83	M	Saint-Maurice	QC
1636	Silver	Daniel			1	16	2022	92	M	Toronto	ON
1637	Farrell	Donald	H.		1	17	2022	73	M	Saint John	NB
1638	Kerigan	Anthony	T.	Tony	1	17	2022	76	M	Dundas	ON
1639	Plante	Denis			1	17	2022	78	M	Roberval	QC

#	Last Name	First Name	Initial	Other	Month	Day	Year	Age	Gender	City	Province
1562	Hofstader	Sophie	L.R.		12	14	2021	94	W	Toronto	ON
1563	Butler	Reginald	H.	Hearder	12	15	2021	94	M	Corner Brook	NF
1564	Eist	Harold	I.		12	16	2021	84	M	Bethesda, MD	USA
1565	Fazzari	Frank	J.		12	16	2021	93	M	North Bay	ON
1566	Feinman	Viktor	S.		12	17	2021	98	M	Toronto	ON
1567	Giede	Johannes	A.		12	17	2021	59	W	Prince George	BC
1568	Hollenberg	Martin	J.	Marty / Choo Choo	12	17	2021	87	M	Vancouver	BC
1569	Sutter	Morley			12	19	2021	??	M	Vancouver	BC
1570	Wright	Mary	A.		12	19	2021	87	W	Toronto	ON
1571	Salisbury	Sonia	R.		12	20	2021	86	W	Halifax	NS
1572	Padoin	Cintia	V.		12	21	2021	44	W	Toronto	ON
1573	Ramessar	John	A.		12	21	2021	69	M	Hammonds Plains	NS
1574	Cahill	Gabriel	T.		12	22	2021	79	M	St. Albert	AB
1575	Hoy	Paul	J.		12	22	2021	73	M	Bowmanville	ON
1576	Dhalla	Neil			12	23	2021	48	M	Toronto	ON
1577	Cave	William	S.	Bill	12	24	2021	95	M	Victoria	BC
1578	Laing	Lorne	P.		12	24	2021	95	M	Toronto	ON
1579	Ranalli	Joseph	P.		12	24	2021	92	M	Hamilton	ON
1580	Laforest	Jacques			12	25	2021	79	M	Angus	ON
1581	Arzoumanian	Haroutioun		Artin	12	26	2021	86	M	Montréal	QC
1582	Fraser	Norman	L.		12	26	2021	88	M	North Gower	ON
1583	Burke	Emory			12	27	2021	80	M	Toronto	ON
1584	Duke	Gordon	A.		12	28	2021	81	M	Victoria	BC
1585	McCutcheon	Larry	N.		12	28	2021	72	M	Midland	ON
1586	McKenzie	Robert	N.		12	28	2021	75	M	Huntsville	ON
1587	Mulholland	Alastair	B.		12	28	2021	89	M	Victoria	BC
1588	Fidler	Keith	E.		12	29	2021	87	M	Smith Falls	ON
1589	Reed-Walkiewicz	Sherry-Lee			12	29	2021	59	W	Kenora	ON
1590	Reznek	Stephen			12	29	2021	68	M	Vancouver	BC
1591	Campion	George	F.		12	30	2021	97	M	St. Catharines	ON
1592	Feddema	Louise	M.		12	31	2021	60	W	Canmore	AB
1593	Incledon	Michael	F.		12	31	2021	83	M	Guelph	ON
1594	Nakai	Someshwar	S.	Nick	12	31	2021	84	M	Edmonton	AB
1595	Copley	Donald	R.		1	1	2022	93	M	West Vancouver	BC
1596	Giffen	Alan	B.		1	1	2022	91	M	Campbellford	ON
1597	Caira	Loren	E.		1	2	2022	65	M	Victoria	BC
1598	Ferguson	David	J.		1	3	2022	70	M	Vancouver	BC
1599	Clarke	Henry	C.		1	4	2022	96	M	Windsor	ON
1600	Jilek-Aall	Louise	M.		1	4	2022	90	W	Delta	BC

TAB 10



Died: Jan.24, 2023
Shaydee Simaganis
Age: 18
North Battleford, SK
mRNA unknown
Died suddenly



Died: Jan.23, 2023
Andrew Farrand
Age: 12
Windsor, ON
mRNA unknown
Died suddenly



Died: Jan.19, 2023
Jake William Connolly
Age: 17
Hamilton, ON
mRNA unknown
Died suddenly



Died: Jan.19, 2023
Bassam Alassal
Age: 18
Waterloo, ON
Basketball player (mRNA+)
Died suddenly



Died: Jan.13, 2023
Presley Clara Rose Wilchuck
Age: 13
Regina, SK
football player (mRNA+)
Died suddenly




Died: Jan.12, 2023
Kassandra Arcoite
Age: 18
Mascouche, QC
mRNA unknown
Died suddenly



Died: Jan.11, 2023
Noah Bouzane
Age: 17
Paradise, NL
(mRNA+)
Died in his sleep



Died: Jan.09, 2023
Justeen Lee-Ann Nagtegaal
Age: 19
Wabamun, AB
mRNA unknown
Died suddenly



Died: Jan.09, 2023
Cerise Kimone Howell
Age: 18
Thorold, ON
mRNA unknown
Died suddenly



Died: Jan.08, 2023
Zander Gregory Campbell
Age: 14
Neepawa, MB
mRNA unknown
Died suddenly



Died: Jan.7, 2023
Dylan Bergeron
Age: 7
St-Simeon, QC
mRNA unknown
Died suddenly



Died: Jan.05, 2023
Riley Wang
Age: 17
Toronto, ON
mRNA unknown
Died suddenly



Died: Jan.03, 2023
Jeremy Riendeau
Age: 10
Sainte-Martine, QC
Hockey player, (mRNA+)
Died suddenly



Died: Dec.30, 2022
Theo James Gibbs
Age: 18
Regina, SK
Baseball academy, (mRNA+)
Died in his sleep



Died: Dec.30, 2022
Simona Ballantyne
Age: 14
Flin Flon, MB
mRNA unknown
Died suddenly



Died: Dec.29, 2022
Addilyn Emelia Radomske Booth
Age: 2
Kelowna, BC
mRNA unknown
Died in her sleep



Died: Dec.19, 2022
Lady Machatis-Soloway
Age: 7
Edmonton, AB
Gr.4 (mRNA+ likely)
blood clot in the lungs, Strep A



Died: Dec.17, 2022
Colton Austin Bertram Windrem
Age: 9
Omeme, ON
Gr.4 (mRNA unknown)
Sudden blood clot to brain stem



Died: Dec.17, 2022
Abakar Kazbekov
Age: 18
London, ON
Jr Hockey Captain (mRNA+)
Fell from Apartment building?



Died: Dec.14, 2022
Chase Evan Rominger
Age: 18
Barrie, ON
Had autism (mRNA+ likely)
Died suddenly



Died: Dec.14, 2022
Alejandro Noel Caceres
Age: 15
Winnipeg, MB
Basketball player (mRNA+)
Died suddenly (neurological)



Died: Dec.13, 2022
Maria Alexandra Gaynor
Age: 18
Halifax, NS
Dalhousie University (mRNA+)
Died suddenly of Meningitis



Died: Dec.12, 2022
Marilyn Fortin
Age: 19
Chicoutimi, QC
mRNA unknown
Died suddenly



Died: Dec.11, 2022
Kaylee Jennica Kolenski
Age: 17
Vernon, BC
mRNA unknown
Died suddenly, post surgery



Died: Dec.6, 2022
Name unknown
Age: 2
Ajax, ON (Lakeridge Hospital)
Child died on hospital floor
Cardiac arrest



Died: Dec.5, 2022
Nathan Sibley
Age: 16
Waterloo, ON
High level Gymnast (mRNA+)
Died suddenly



Died: Dec.4, 2022
Ayden Cole Willerton
Age: 19
Neepawa, MB
Hockey player (mRNA+)
Died suddenly




Died: Dec.3, 2022
Elisabeth Liming Chan-Schneck
Age: 19
Toronto, ON
mRNA+ University of Toronto
Died suddenly



Died: Dec.3, 2022
MacKenzie Cree Raine Marshall
Age: 18
Langley, BC
mRNA unknown
Died suddenly




Died: Dec.3, 2022
Colin Zeyi Song
Age: 14
Milton, ON
mRNA unknown
Details unknown



Died: Dec.2, 2022
Sawyer Ray Slaney
Age: 1.5 years (18 mo)
Innisfail, AB
No medical history
Died in his sleep



Died: Nov.30, 2022
Jayla Nordgulen
Age: 16
Assiniboia, SK
mRNA unknown
Died suddenly



Died: Nov.30, 2022
Branden Alexzander Lowe
Age: 16
Mission, BC
mRNA+
Influenza?, died in his sleep



Died: Nov.29, 2022
Slade Smith
Age: 7
Calgary, AB
Gr.2, hockey player (mRNA+)
Four day illness, heart



Died: Nov.29, 2022
Ayla Grace Loeth
Age: 9
Kelowna, BC
(mRNA+ likely)
Influenza, died of Strep A



Died: Nov.29, 2022
Peace-Muco Andre Harusha
Age: 6
Victoriaville, QC
mRNA unknown
Died suddenly




Died: Nov.29, 2022
Lizzie Saviakjuk
Age: 15
Salluit, QC
mRNA unknown
Died suddenly




Died: Nov.27, 2022
Alexander Jessup
Age: 19
Halifax, NS
Dalhousie University (mRNA+)
Died suddenly



Died: Nov.26, 2022
Danielle Mei Cabana
Age: 6
Richmond, BC
Hockey player (mRNA+)
Influenza, myocarditis, stroke



Died: Nov.25, 2022
Daniel Raymond Magnan
Age: 19
Sault Sainte Marie, ON
mRNA unknown
Died suddenly



Died: Nov.24, 2022
Lucas Holley
Age: 6
Sherwood Park, AB
Gr.1 (mRNA unknown)
Died from Influenza?



Died: Nov.22, 2022
Kaylyn Jonis Stone
Age: 16
Saskatoon, SK
mRNA unknown
Died unexpectedly




Died: Nov.16, 2022
Samuel Alexander Kovach
Age: 18
Fort Qu'Appelle, SK
mRNA unknown
Died suddenly



Died: Nov.13, 2022
Cadence Maylee Poulette
Age: 7
Eskasoni, NS
mRNA unknown
Died suddenly



Died: Nov.10, 2022
Nino Nicholai Porteria
Age: 16
Edmonton, AB
mRNA unknown
Died suddenly




Died: Nov.09, 2022
Madelaine Mae Leonard
Age: 18
Peterborough, ON
(mRNA+)
Died suddenly, cardiac



Died: Nov.09, 2022
Eric Hommersham
Age: 13
Calgary, AB
Gr.8, hockey player (mRNA+)
Collapsed during basketball



Died: Oct.24, 2022
Damien HJ Fortman
Age: 11
Ottawa, ON
mRNA unknown
Died suddenly



Died: Oct.18, 2022
Matteo Muscedere
Age: 10
Windsor, ON
Gr.5 (mRNA unknown)
Heart attack?



Died: Oct.6, 2022
Syed Nasir Shah
Age: 19
Saskatoon, SK
Athlete (mRNA+ likely)
Died in car outside his gym




Died: Oct.3, 2022
Finneas Daniel H. Forbes
Age: 17
Toronto, ON
mRNA unknown
Died suddenly



Died: Jan.22, 2023
Cameron Pelletier
Age: 21
Moncton, NB
mRNA unknown
Died suddenly



Died: Jan.16, 2023
Meghan Manduca
Age: 20
Thunder Bay, ON
mRNA unknown
Died suddenly



Died: Jan.15, 2023
Marianne Genois
Age: 20
Quebec, QC
mRNA unknown
Died suddenly




Died: Jan.14, 2023
Kendra Fidler
Age: 20
Rosthern, SK
mRNA unknown
Died suddenly




Died: Jan.8, 2023
Mikaela Figliomeni
Age: 21
Maple, ON
mRNA unknown
Died Suddenly




Died: Jan.2, 2023
Trinity Karla Thompson
Age: 21
Calgary, AB
mRNA unknown
Died Suddenly



Died: Dec.1, 2022
Edi Lavoie
Age: 21
Chicoutimi, QC
mRNA unknown
Died Suddenly




Died: Nov.25, 2022
Celina Jewel Chapman
Age: 20
Mississauga, ON
Soccer player (mRNA+)
Died unexpectedly



Died: Oct.28, 2022
Hannah Ayotte-Bisson
Age: 20
Cornwall, ON
mRNA unknown
Died suddenly



Died: Oct.26, 2022
Samantha Cindy Fess
Age: 21
Oakville, ON
Two doses mRNA
Died suddenly




Died: Nov.25, 2022
Kyle Martin Brooks-Charlie
Age: 20
Vancouver, BC
mRNA unknown
Died suddenly



Died: Nov.24, 2022
Megha Thakur
Age: 21
London, ON
Western University (mRNA+)
Died suddenly



Died: Oct.18, 2022
Spencer Cornelis
Age: 20
London, ON
Western University (mRNA+)
Died suddenly



Died: Sep.24, 2022
Tristan Dixon
Age: 20
Coquitlam, BC
mRNA unknown
Died suddenly



Died: Aug.31, 2022
Eli Palfreyman
Age: 20
Ayr, Ontario
Jr Hockey Captain (mRNA+)
Died during a game

This copy is for your personal non-commercial use only. To order presentation-ready copies of Toronto Star content for distribution to colleagues, clients or customers, or inquire about permissions/licensing, please go to: www.TorontoStarReprints.com

CANADA

Western University revokes COVID-19 vaccine mandate, keeps masking requirement

The university says it will continue to require masks to be worn in instructional spaces in the winter term.

By The Canadian Press

Tue., Nov. 29, 2022 | 1 min. read

READ THE CONVERSATION (5)

LONDON, Ont. - Western University says it will no longer require students, staff and visitors to be vaccinated against COVID-19.

The London, Ont. school says the decision to revoke its vaccine mandate came after consultations with the school's medical experts and local public health officials.

Western was the only university in Canada that mandated three doses of a COVID-19 vaccine for all students and staff and the school had asked for proof of vaccination to be submitted by Jan. 9, 2023.

The university says it will continue to require masks to be worn in instructional spaces in the winter term in an effort to minimize the transmission of COVID-19 on campus.

Western is asking all students and staff to complete a COVID-19 self-assessment test if they have any symptoms or have tested positive for the virus.

In August, hundreds of people took part in a protest against the university's vaccine mandate, which was announced days before the start of the school year.

This report by The Canadian Press was first published Nov. 29, 2022.

SHARE:

Copyright owned or licensed by Toronto Star Newspapers Limited. All rights reserved. Reproduction or distribution of this content is expressly prohibited without the prior written consent of Toronto Star Newspapers Limited and/or its licensors. To order copies of Toronto Star articles, please go to: www.TorontoStarReprints.com